

# Performance & Quality Improvement (PQI) Report

Data for week ended Sunday, February 11, 2024



## Mission

Improving safety, permanency and well-being for all children in Polk, Highlands, and Hardee Counties

## Vision

To eliminate child abuse and neglect in Polk, Highlands, and Hardee Counties



# Community Based Care Lead Agency Scorecard

## FY 23-24, Quarter 2 Performance

CBC Lead Agency Scorecard Performance Table	Safety				Permanency				Well-Being			
Measures	1. Rate of Abuse per 100,000 days while in foster care.	2. Percent of children who are not neglected or abused during in-home services.	3. Children who are not neglected or abused after closure of services.	4. Children under supervision who are seen every 30 days.	5. Children exiting foster care to a permanent home within 12 months of entering care.	6. Children achieving permanency in 12 months for children in foster care 12 to 23 months.	7. Children who do not re-enter foster care within 12 months of moving to a permanent home.	8. Children's placement moves per 1,000 days in foster care.	9. Children in out-of-home care who have received medical services in the last 12 months.	10. Children in out-of-home care who received dental services within the last 7 months.	11. Young adults in foster care at age 18 that have completed or are enrolled in secondary education.	12. Children placed with all of their siblings who are in out of home care.
Quarterly Scheduled FSFN Listing Report #	1272	1156	1157	1158	1159	1160	1162	1161	1163	1164	1165	1166
Standard	8.5	95.0%	95.0%	99.5%	40.5%	43.6%	91.7%	4.12	95.0%	95.0%	80.0%	65.0%
Reporting Period	10/01/22 to 09/30/23	10/01/22 to 09/30/23	04/01/22 to 03/31/23	01/01/23 to 12/31/23	01/01/22 to 12/31/22	01/01/23	01/01/21 to 12/31/21	01/01/23 to 12/31/23	12/31/23	12/31/23	01/01/23 to 12/31/23	12/31/23
Brevard Family Partnership	11.22	95.40%	94.59%	99.75%	28.00%	57.66%	87.16%	5.50	96.60%	87.87%	81.48%	61.68%
ChildNet-Broward	6.90	95.72%	98.19%	99.76%	33.74%	57.84%	86.52%	4.79	96.91%	92.55%	71.43%	67.32%
ChildNet-Palm Beach	8.07	96.43%	96.66%	99.71%	35.12%	59.20%	95.60%	4.19	95.12%	89.59%	90.70%	62.42%
Childrens Network of SW Florida	4.36	97.00%	97.81%	99.81%	34.37%	59.66%	92.25%	6.19	98.62%	97.74%	95.00%	60.73%
Childrens Network-Hillsborough	8.60	97.63%	94.99%	99.18%	23.11%	33.58%	88.07%	8.66	93.79%	76.36%	69.09%	54.78%
Citrus Health Network	6.00	95.75%	98.36%	99.63%	24.12%	50.61%	92.19%	4.37	97.11%	95.69%	88.24%	60.98%
Communities Connected for Kids	9.64	94.17%	97.00%	99.91%	36.93%	70.18%	91.78%	3.64	98.47%	95.65%	73.91%	72.97%
Community Partnership for Children	6.02	97.44%	96.67%	99.88%	27.07%	50.57%	81.03%	3.74	97.82%	82.93%	96.67%	56.58%
Embrace Families	9.16	94.67%	97.47%	98.70%	27.42%	38.16%	90.82%	6.21	80.17%	53.61%	79.73%	54.14%
Family Integrity Program	0.00	98.45%	96.72%	99.83%	27.03%	65.38%	86.36%	3.95	100.00%	97.22%	87.50%	33.33%
Family Support Services of North Fla	6.54	96.35%	96.76%	99.65%	23.12%	49.45%	94.44%	5.43	95.10%	82.85%	90.48%	54.74%
FSS Suncoast	5.66	96.72%	97.10%	99.42%	28.68%	48.71%	91.12%	6.36	83.37%	55.10%	63.64%	58.12%
Heartland for Children	8.55	93.90%	96.91%	99.83%	28.61%	46.48%	92.43%	4.08	97.94%	93.22%	86.84%	54.79%
Kids Central, Inc.	5.93	96.10%	97.71%	97.32%	24.65%	34.68%	93.36%	8.26	86.05%	63.37%	83.78%	63.68%
Kids First of Florida, Inc.	1.32	99.54%	99.49%	99.91%	12.66%	60.98%	92.59%	3.00	94.87%	76.85%	55.56%	57.58%
NWF Health Network - East	7.44	96.67%	96.93%	99.80%	33.33%	53.08%	89.06%	6.15	97.02%	86.41%	84.62%	50.26%
NWF Health Network - West	12.18	94.18%	95.87%	99.79%	28.49%	57.73%	93.33%	6.19	96.42%	83.33%	91.43%	57.65%
Partnership for Strong Families	8.49	96.53%	98.10%	99.66%	22.20%	49.26%	94.57%	7.78	96.11%	65.87%	68.18%	50.46%
Safe Children Coalition	5.87	97.38%	95.96%	99.47%	40.08%	54.55%	92.15%	4.88	97.42%	85.48%	64.52%	66.46%
Statewide	7.47	96.14%	96.85%	98.92%	29.09%	48.56%	91.07%	5.81	92.58%	78.32%	80.95%	58.35%
Red Zone	8.85	92.9%	92.9%	98.9%	36.3%	39.2%	90.8%	4.54	89.9%	89.9%	69.9%	60.0%

# Scorecard Measure 4 – Children Seen Every Thirty Days

SM04 - Percent of children under supervision who are required to be seen every 30 days – Target = 99.5%

Current Month

Scorecard Measure #4 - Children Under Supervision Who Are Seen Every Thirty Days		
February 2024 as of 02/11/2024		
Report Date Range: 02/01/2024 to 02/29/2024		
Agency	# of Children <u>Not</u> seen in 30 days	% of Children seen timely
CHS	9	99.64%
LSF	5	99.85%
OHU	4	99.92%
NTF	2	98.84%
<b>HFC</b>	<b>20</b>	<b>99.78%</b>
<b>Statewide</b>		<b>99.50%</b>
<i>Source Monthly: "Children Under Supervision Who Are Seen Every Thirty Days - Report #1144"</i>		
<i>Target of 99.5%</i>		

Prior Month End

Scorecard Measure #4 - Children Under Supervision Who Are Seen Every Thirty Days		
January 2024 as of 02/08/2024		
Report Date Range: 01/01/2024 to 01/31/2024		
Agency	# of Children <u>Not</u> seen in 30 days	% of Children seen timely
CHS	3	99.98% ★
LSF	5	99.62% ★
OHU	6	99.89% ★
NTF	1	99.94% ★
<b>HFC</b>	<b>15</b>	<b>99.84% ★</b>
<b>Statewide</b>		<b>99.60% ★</b>
<i>Source Monthly: "Children Under Supervision Who Are Seen Every Thirty Days - Report #1144"</i>		
<i>Target of 99.5%</i>		

# Monthly Birth Parent Contacts

Target = 70% Mothers and 50% Fathers - seen monthly

Current  
Month

Birth Parent Contact Completed						
February 2024 as of 02/11/2024 (Point in Time)						
AGENCY	# Moms Required	# Moms Completed	Mom % Completed	# Dads Required	# Dads Completed	Dad % Completed
CHS	198	45	22.7%	129	17	13.2%
LSF	206	51	24.8%	154	20	13.0%
OHU	180	47	26.1%	127	22	17.3%
<b>TOTAL</b>	<b>584</b>	<b>143</b>	<b>24.5%</b>	<b>410</b>	<b>59</b>	<b>14.4%</b>

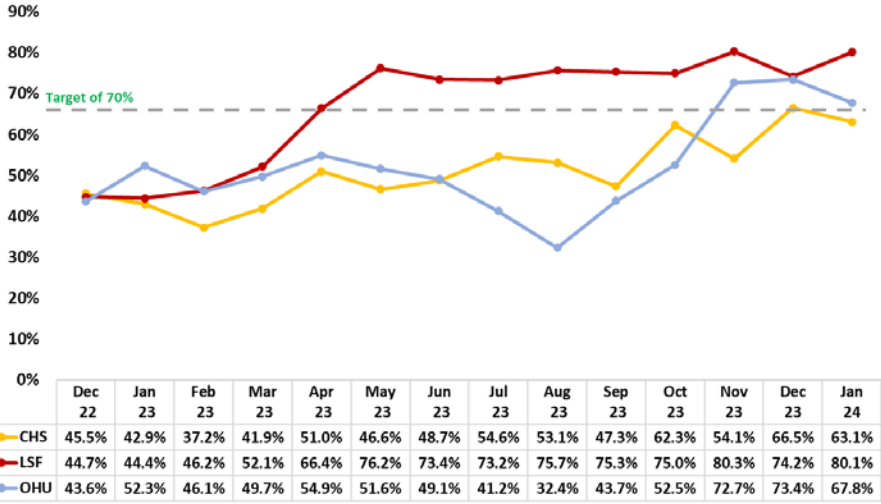
Criteria: Children in Out-of-Home Care w/goal of reunification  
Source: Daily Ad Hoc Birth Parent Contact FSFN

- **Mother Contact**, Target is 70% or above
- **Father Contact**, Target is 50% or above

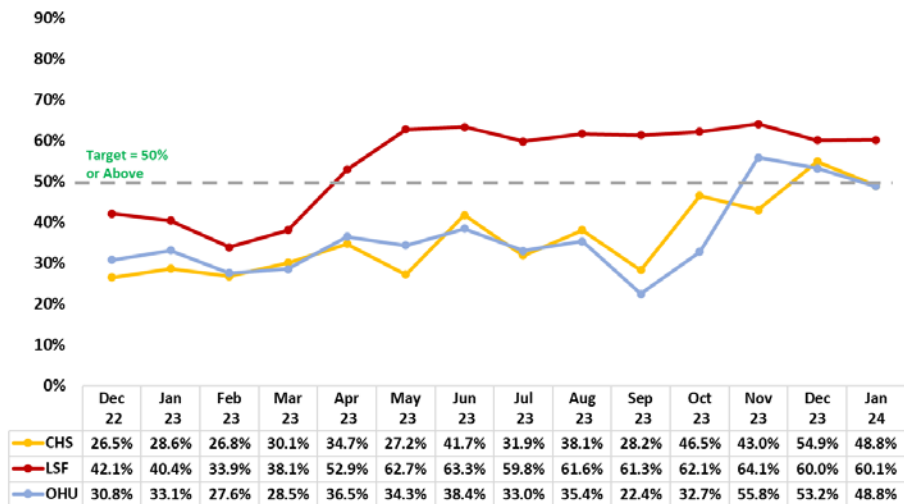
CMO Referrals for Fatherhood Engagement				
Referrals to Neighbor to Families				
Data as of February 11, 2023				
Month of Referral	CHS	LSF	OHU	Grand Total
22/23 Q4	0	4	10	14
23/24 Q1	23	13	5	41
23/24 Q2	13	6	7	26
Jan 24	2	9	0	11
<b>Total Referrals</b>	<b>38</b>	<b>28</b>	<b>12</b>	<b>78</b>
<b>Active Referrals</b>	<b>26</b>	<b>24</b>	<b>10</b>	<b>60</b>

\*Partial Month  
Source: Neighbor to Families Manual Fatherhood Tracking Sheet

Percent of **Mother's Seen** in the Month, Required to be Seen  
Monthly Trend Through January 2024



Percent of **Father Seen** in the Month, Required to be Seen  
Monthly Trend Through January 2024



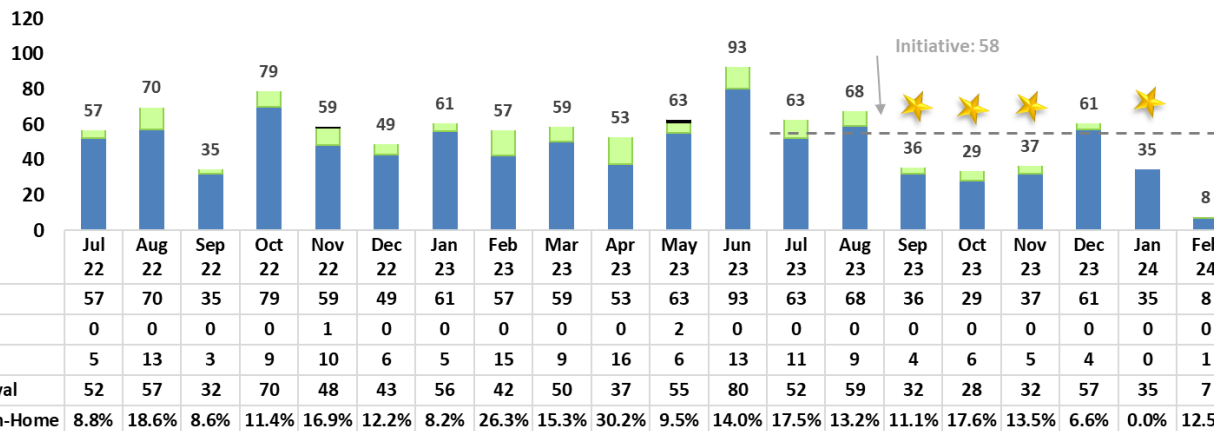
# Case Transfer Staffing Data

Case Transfer Data For Fiscal Year 2023/24 - Data as of 02/11/2024

	JUL	AUG	SEPT	OCT	NOV	DEC	JAN	FEB	23-24 Totals	22-23 Totals	21-22 Totals	20-21 Totals	19-20 Totals	18-19 Totals	17-18 Totals	16-17 Totals	15-16 Totals		JUL	AUG	SEPT	OCT	NOV	DEC	JAN	FEB	23-24 Totals	22-23 Totals	21-22 Totals	20-21 Totals	19-20 Totals	18-19 Totals	17-18 Totals	16-17 Totals	15-16 Totals		
<b>Number of Children</b>																		<b>NON-JUDICIAL IN HOME SERVICES</b>																			
CHS	24	33	13	6	10	10	18	6	120	347	358	426	414	460	349	416	391	CHS	10	2	0	0	0	0	0	0	12	85	116	136	90	110	48	102	83		
LSF	22	32	12	14	13	14	10	4	121	401	355	443	439	482	349	442	403	LSF	6	8	2	0	0	0	0	0	16	98	95	97	112	93	66	119	82		
NTF	0	0	43	25	33	22	14	14	151	0	0	0	0	0	0	0	0	NTF	0	0	16	17	28	22	14	14	111	0	0	0	0	0	0	0	0		
OHU Polk	10	4	2	12	3	7	1	1	40	141	147	162	177	196	253	426	388	OHU Polk	5	2	0	0	0	0	0	0	7	25	31	65	31	52	44	113	89		
One Hope	34	52	31	23	33	36	40	2	251	439	503	550	518	548	527	586	358	One Hope	0	0	0	0	0	0	0	0	0	53	35	45	32	41	49	67	52		
<b>Total</b>	<b>90</b>	<b>121</b>	<b>101</b>	<b>80</b>	<b>92</b>	<b>89</b>	<b>83</b>	<b>27</b>	<b>683</b>	<b>1328</b>	<b>1363</b>	<b>1581</b>	<b>1548</b>	<b>1686</b>	<b>1478</b>	<b>1870</b>	<b>1540</b>	<b>Total</b>	<b>21</b>	<b>12</b>	<b>18</b>	<b>17</b>	<b>28</b>	<b>22</b>	<b>14</b>	<b>14</b>	<b>146</b>	<b>261</b>	<b>277</b>	<b>343</b>	<b>265</b>	<b>296</b>	<b>207</b>	<b>401</b>	<b>306</b>		
<b>Out of Home Care</b>																		<b>OCS / ICPC Courtesy Supervision</b>																			
CHS	11	30	13	6	9	6	13	6	94	229	200	220	240	262	226	253	230	CHS	0	0	0	0	0	0	0	0	0	0	0	0	0	0	0	0	0	0	0
LSF	13	23	8	12	9	13	6	3	87	237	188	267	253	291	218	259	218	LSF	0	0	0	0	0	0	0	0	0	0	0	0	2	0	0	0	2	40	
OHU Polk	3	1	2	8	2	7	1	1	25	98	103	75	91	116	164	265	235	OHU Polk	0	0	0	0	0	0	0	0	0	0	0	0	0	0	0	0	0	1	29
One Hope	16	18	10	0	13	24	11	2	94	102	113	150	106	125	133	136	71	One Hope	16	30	20	22	19	12	29	0	148	270	338	351	360	363	313	355	217		
<b>Total</b>	<b>43</b>	<b>72</b>	<b>33</b>	<b>26</b>	<b>33</b>	<b>50</b>	<b>31</b>	<b>12</b>	<b>300</b>	<b>666</b>	<b>604</b>	<b>712</b>	<b>690</b>	<b>794</b>	<b>741</b>	<b>913</b>	<b>754</b>	<b>Total</b>	<b>16</b>	<b>30</b>	<b>20</b>	<b>22</b>	<b>19</b>	<b>12</b>	<b>29</b>	<b>0</b>	<b>148</b>	<b>270</b>	<b>338</b>	<b>353</b>	<b>360</b>	<b>363</b>	<b>315</b>	<b>359</b>	<b>314</b>		
<b>IN - HOME JUDICIAL</b>																		<b>Reinstatement of Protective Services Supervision (Notice of Hearings)</b>																			
CHS	3	0	0	0	0	0	0	0	3	10	4	17	38	48	35	27	30	CHS	0	0	0	0	0	0	0	0	4	17	17	26	8	12	17	17	7		
LSF	2	1	0	0	0	0	0	0	3	10	16	23	40	37	27	24	37	LSF	0	0	0	1	0	1	0	0	2	35	46	36	10	41	18	20	16		
OHU Polk	0	0	0	0	1	0	0	0	1	0	2	10	40	20	20	29	11	OHU Polk	0	0	0	4	0	0	0	0	4	1	2	7	8	2	10	13	9		
One Hope	0	4	1	0	1	0	0	0	6	6	6	4	8	11	24	22	8	One Hope	0	0	0	1	0	0	0	0	1	4	0	0	0	7	2	4	9		
<b>Total</b>	<b>5</b>	<b>5</b>	<b>1</b>	<b>0</b>	<b>2</b>	<b>0</b>	<b>0</b>	<b>0</b>	<b>13</b>	<b>27</b>	<b>28</b>	<b>54</b>	<b>126</b>	<b>116</b>	<b>106</b>	<b>102</b>	<b>86</b>	<b>Total</b>	<b>0</b>	<b>0</b>	<b>0</b>	<b>6</b>	<b>0</b>	<b>1</b>	<b>4</b>	<b>0</b>	<b>11</b>	<b>57</b>	<b>65</b>	<b>69</b>	<b>26</b>	<b>62</b>	<b>47</b>	<b>54</b>	<b>41</b>		

## Children Entering Out of Home Care

Heartland for Children  
Number of Children Entering OHC by Type of Entry  
Monthly Trend Through February 11, 2024



Source: FSFN Report - Children Entering and Exiting Foster Care On-Demand Listing - OCWDRU Report #1182, Excluding Children 18 and Over Excluding aged 18+ and IL initial placements

# Children Re-Entering Out-of-Home Care

Number of Children in a Recent Removal Episode Who Have Had a Prior Reunification or Permanent Guardianship

Re-Entry  
into OHC  
Last 2  
Weeks

Removal Episodes for Children with a Prior Reunification or Permanent Guardianship Removals entered into FSFN between 1/29/24 - 2/11/24									
Current Removal Case ID	Child Id	Current Agency	Prior Unit	Current Removal Date	Prior PG or Reunification Discharge Date	Length from Prior Discharge to Current Removal (months)	Range Prior Discharge to Current Removal	SM07 Cohort	FSFN Entry Date
103152757	107027394	OHU	142854-OHU-HIGHLANDS	2/1/2024	10/25/2023	3	< 1.0 yr	Yes	2/1/24

Source: FSFN Data Warehouse Ad Hoc Report,

## Scorecard Measures 7 – Children Who Do Not Re-Enter into OHC after Achieving Permanency

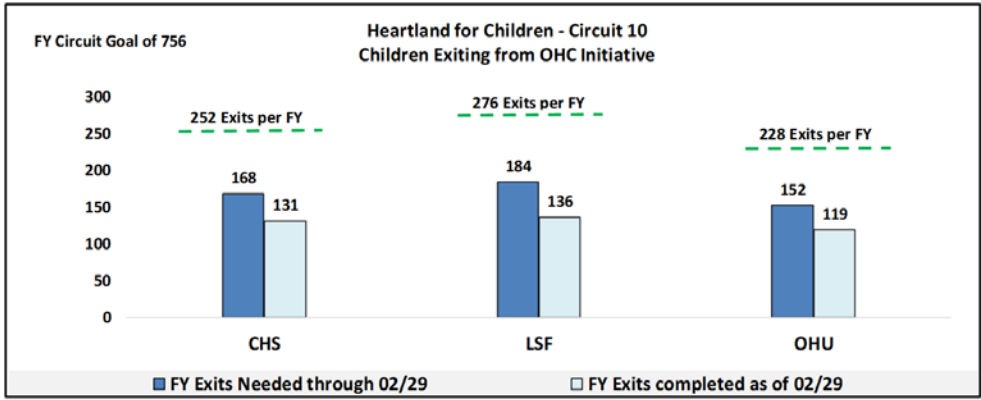
SM07 - Percent of children exiting care to a permanent home within 12 months of entering care – Target = 91.7% or Greater

FY 23/24  
Contract  
Measure

FY 23/24 as of 02/11/2024 Children Who Do <u>Not</u> Re-Enter Care within 12 Months for Children Achieving Permanency July 2021 - June 2022			
Agency	Maintained No Removal Episode	Total Children Permanency w/in 1 year	Percentage Permanency Maintained
CHS	52	62	83.9%
LSF	36	37	97.3%
OHU	91	93	97.8%
<b>HFC Total</b>	<b>179</b>	<b>192</b>	<b>93.23%</b>
<b>Statewide</b>	<b>2,816</b>	<b>3,076</b>	<b>91.55%</b>

Source: Children Who Do Not Re-Enter Foster Care within Twelve (12) Months of Moving to a Permanent Home On-Demand Listing, Report #1100

# FY 2023-2024 Exiting Out-of-Home Care Initiative



Children Exiting Out-of-Home Care as of 02/11/2024

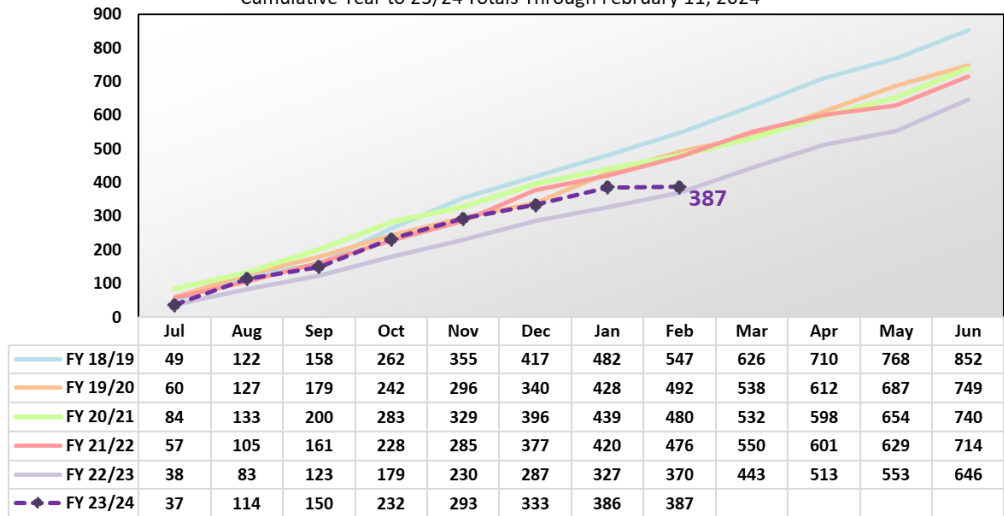
Green: Month's CMO or Circuit reached their monthly exits

Monthly Need Rest of FY	Jul 23	Aug 23	Sep 23	Oct 23	Nov 23	Dec 23	Jan 24	Feb 24	Mar 24	Apr 24	May 24	Jun 24
CHS	24	7	23	21	37	22	9	12				
LSF	28	12	22	12	29	22	19	19	1			
OHU	22	18	32	3	16	17	12	21				
HFC	74	37	77	36	82	61	40	52	1	-	-	-

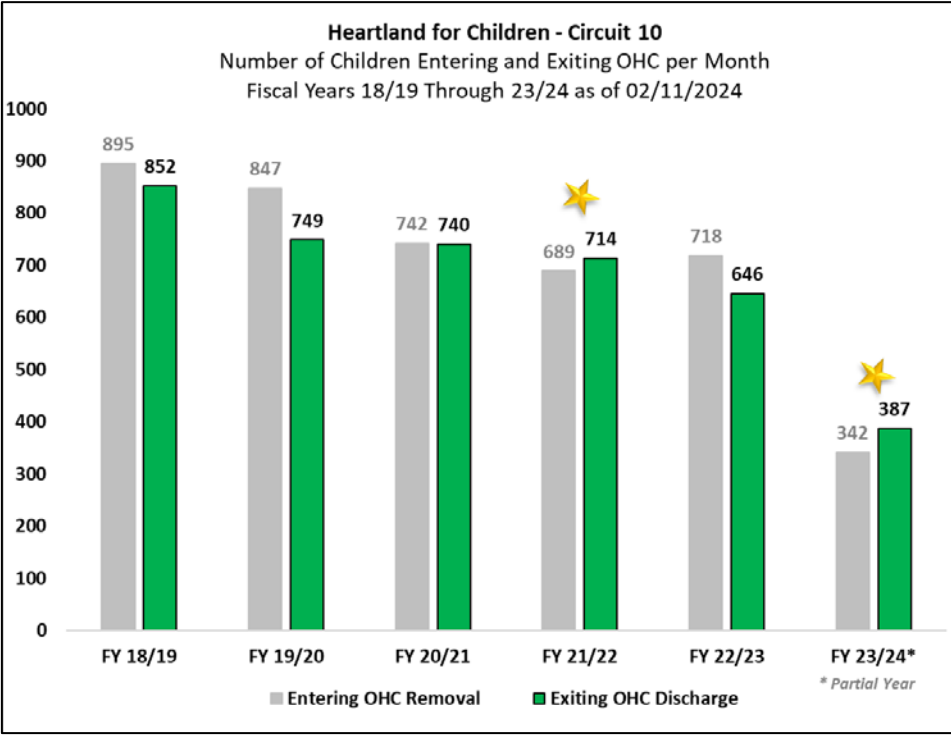
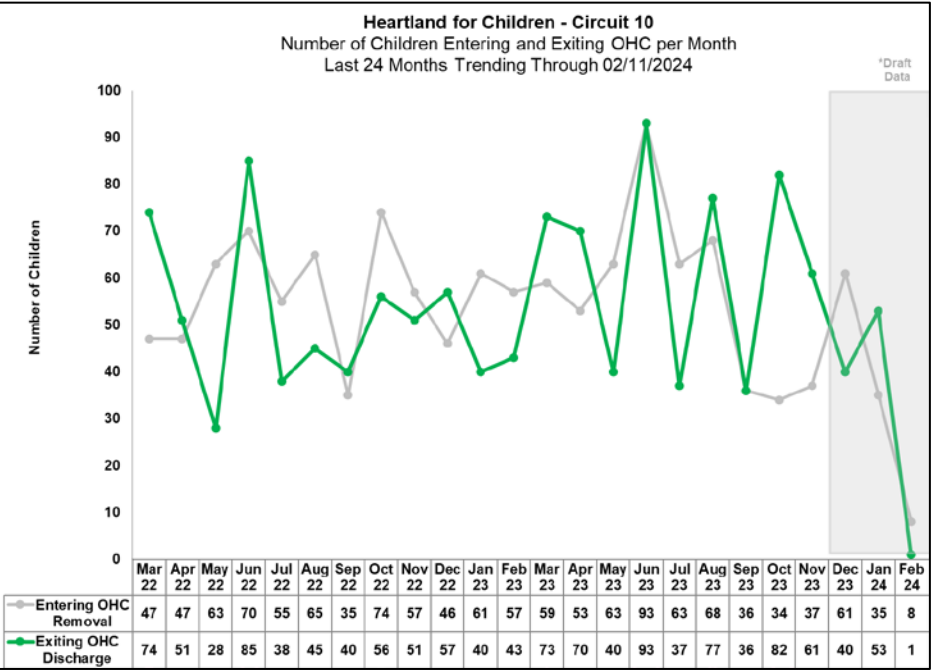
\*Partial Month

Source: FSFN Report 1182, excluding 18+, EFC

Heartland for Children  
Children Exiting Out of Home Care  
Cumulative Year to 23/24 Totals Through February 11, 2024



# FY 2023-2024 Entering and Exiting Out-of-Home Care – Exit Initiative





# Scorecard Measures 5 - Children Achieving Permanency within 12 Months (Fiscal Year 23/24)

Target = 40.5%

Percentage to reach **Yellow** = 36.5%

Scorecard Measure #5 - FY 23/24, Target 40.5%				Percent Timely FY 22/23 (last FY)	% Increase Since 9/24
Agency	Permanency within 12 mths	Total Children Entered OHC	Percent Timely		
Children Achieving Permanency within 0-12 Mths for Children Entering OHC July 2022 to June 2023 (as of 02/11/2024)					
CHS	77	254	30.3%	27.8%	10.6%
LSF	74	249	29.7%	18.8%	15.6%
OHU	69	232	29.7%	38.5%	9.9%
<b>HFC Total</b>	<b>220</b>	<b>735</b>	<b>29.93%</b>	<b>28.82%</b>	<b>12.1%</b>
<b>Statewide</b>	<b>2,621</b>	<b>10,158</b>	<b>25.80%</b>	<b>29.15%</b>	<b>9.4%</b>

Source: Children Exiting OHC to a Permanent Home within Twelve Months of Entering Care #1119  
\*Permanency = adoption, permanent guardianship or reunification w/ parent



Scorecard Measure #5 -FY 2023 / 2024, Target 40.5%				Percent Timely Permanency	% Increase Since 9/24
Agency / Unit	Permanency within 12 mths	Total Children Entered OHC	Percent Timely		
Children Achieving Permanency within 0-12 Mths For Children Entering OHC July 2022 - June 2023					
Data as of : 2/11/2024					
CHS	77	254	30.3%	27.8%	10.6%
141832-CHSFL	0	5	0.0%	18.8%	0.0%
141834-CHSFL	12	46	26.1%	38.5%	10.7%
141846-CHSFL	35	72	48.6%	29.1%	26.6%
141839-CHSFL	9	44	20.5%	38.5%	5.5%
141835-CHSFL	0	23	0.0%	18.8%	0.0%
141852-CHSFL	19	39	48.7%	29.1%	29.4%
14-HFC-CHS ADMIN UNIT	1	1	100.0%	28.8%	0.0%
LSF	74	249	29.7%	18.8%	15.6%
141828-LSF	5	15	33.3%	38.5%	33.3%
141827-LSF	17	37	45.9%	29.1%	11.8%
141836-LSF	11	24	45.8%	29.1%	36.2%
141845-LSF	12	36	33.3%	38.5%	17.2%
141848-LSF	6	32	18.8%	18.8%	15.3%
141849-LSF	7	44	15.9%	38.5%	6.6%
141850-LSF	4	21	19.0%	29.1%	19.0%
141929-LSF	12	38	31.6%	29.1%	10.5%
14-HFC-LSF ADMIN UNIT	0	2	0.0%	28.8%	0.0%
OHU	69	232	29.7%	38.5%	9.9%
142853-OHU-HARDEE	2	47	4.3%	18.8%	0.6%
142854-OHU-HIGHLANDS	3	3	100.0%	29.1%	0.0%
142855-OHU-HIGHLANDS	14	45	31.1%	29.1%	8.4%
140121-OHU-HIGHLANDS	3	8	37.5%	29.1%	20.8%
142858 OHU-POLK	18	36	50.0%	29.1%	27.3%
142852-OHU-POLK	11	28	39.3%	29.1%	15.3%
142856-OHU-POLK	18	65	27.7%	29.1%	2.7%
<b>HFC Total</b>	<b>220</b>	<b>735</b>	<b>29.9%</b>	<b>28.8%</b>	<b>17.5%</b>
<b>Statewide</b>	<b>2,621</b>	<b>10,158</b>	<b>25.8%</b>	<b>29.1%</b>	<b>13.0%</b>

Source: Children Exiting OHC to a Permanent Home within Twelve Months of Entering Care #1119  
\*Permanency = adoption, permanent guardianship or reunification w/ parent

### Permanency Measure for Children in Out-of-Home Care...

- More than 12 Months in OHC
- More than 24 Months in OHC

**Scorecard Measures 6:** Percent of children exiting care to a permanent home for children in care 12-23 months,  
**Target = 43.6%**

SM06 - Percentage to reach Yellow = 39.4%

Scorecard Measure #6 - FY 23/24, Target 43.6%				Percent Timely FY 22/23 (last FY)	% Increase Since 9/24
Children Achieving Permanency within 12-23 Mths for Children in OHC 12-23 Months as of 07/01/23 (as of 02/11/2024)					
Agency	Permanency within 12-23 mths	Total Children LOS 12-23 mths	Percent Timely Permanency		
CHS	32	105	30.5%	37.9%	21.0%
LSF	36	108	33.3%	41.7%	26.9%
OHU	32	99	32.3%	49.0%	9.1%
<b>HFC Total</b>	<b>100</b>	<b>312</b>	<b>32.1%</b>	<b>42.6%</b>	<b>19.2%</b>
<b>Statewide</b>	<b>1,695</b>	<b>5,428</b>	<b>31.2%</b>	<b>46.2%</b>	<b>20.9%</b>

Source: Children Achieving Permanency w/ 12 Months for children in OHC 12-23 Months #1138  
 \*Permanency = adoption, permanent guardianship or reunification w/ parent

**Statewide Measure:** Percent of children exiting care to a permanent home for children in care 24 months or longer  
**Target = 30%**

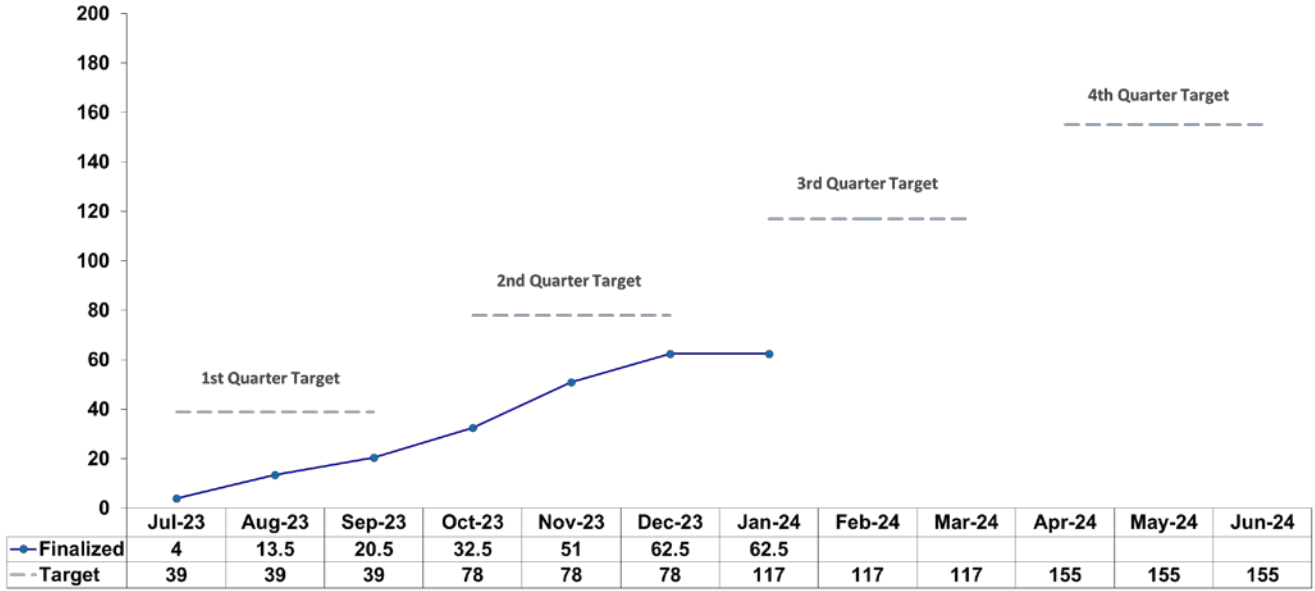
Statewide Measure - FY 23/24, Target 30%				Percent Timely FY 22/23 (last FY)	% Increase Since 9/24
Children Achieving Permanency within 12 Months for Children in OHC 24+ Months as of 07/01/23 (as of 02/11/2024)					
Agency	Permanency within 12 months	Total Children in OHC 24+ Months	Percent Timely Permanency		
CHS	28	94	29.8%	51.4%	19.3%
LSF	27	128	21.1%	44.3%	14.1%
OHU	26	97	26.8%	42.0%	12.2%
<b>HFC Total</b>	<b>81</b>	<b>319</b>	<b>25.4%</b>	<b>46.2%</b>	<b>15.0%</b>
<b>Statewide</b>	<b>1,648</b>	<b>5,514</b>	<b>29.89%</b>	<b>42.88%</b>	<b>20.6%</b>

Source: Children Achieving Permanency w/ 12 Months for children in OHC 24 Months or Longer #1197  
 \*Permanency = adoption, permanent guardianship or reunification w/ parent

# Adoption Finalizations

Percent of Adoptions Finalized with 24 Months of Removal & Percent of Adoption Goal Met

Heartland for Children - DCF Circuit 10  
Adoption Finalizations for FY 23-24



FY 2023-2024 Quarterly Adoption Target				
CMO	Q1	Q2	Q3	Q4
CHS	11	11	11	11
LSF	15	15	15	14
OHU	13	13	13	13
Cumulative Total	39	78	117	155

**Upcoming Finalization Dates**

- February 14 & 21, 2024
- March 13 & 20, 2024
- April 14 & 24, 2024
- May 22 & 29, 2024

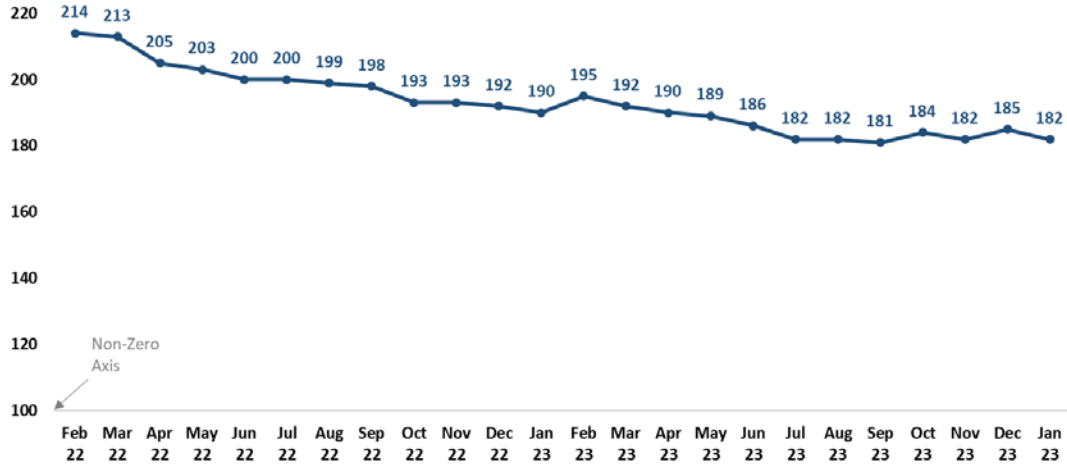
Source: HFC Adoption Database; Data-as-of: February 11, 2024

Adoption Finalizations FY 23-24 - <u>2nd Quarter</u> as of 02/11/2024			
CMO	Finalized Adoptions YTD	Quarter Target	Quarter Target Met
CHS	25.5	22	115.9%
LSF	19.5	30	65.0%
OHU	17.5	26	67.3%
<b>Total</b>	<b>62.5</b>	<b>78</b>	<b>80.1%</b>

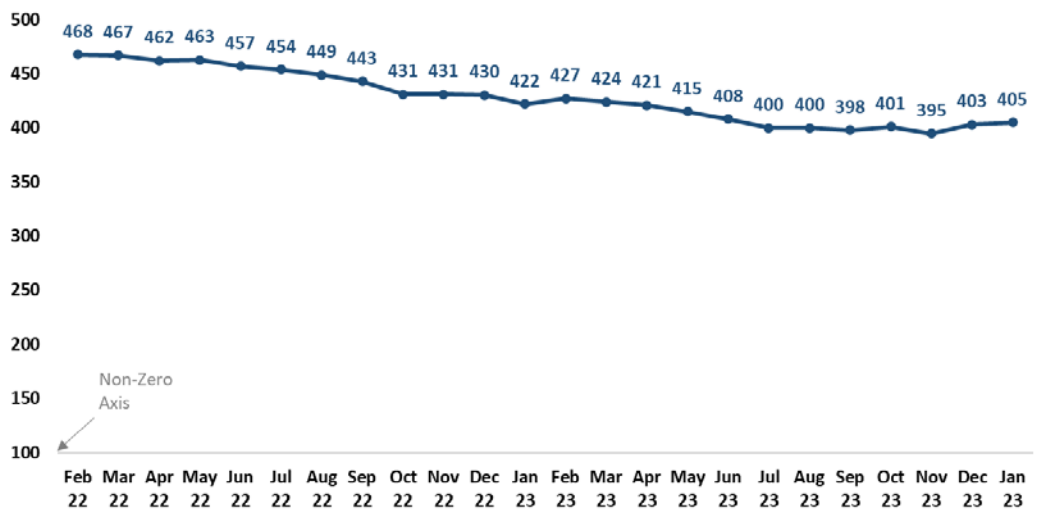
# Number of Foster Homes and Foster Bed Capacity

## 24 Month Trend

Heartland for Children  
Number of Foster Homes - Months End Snapshot  
Last 24 Months through January 2024



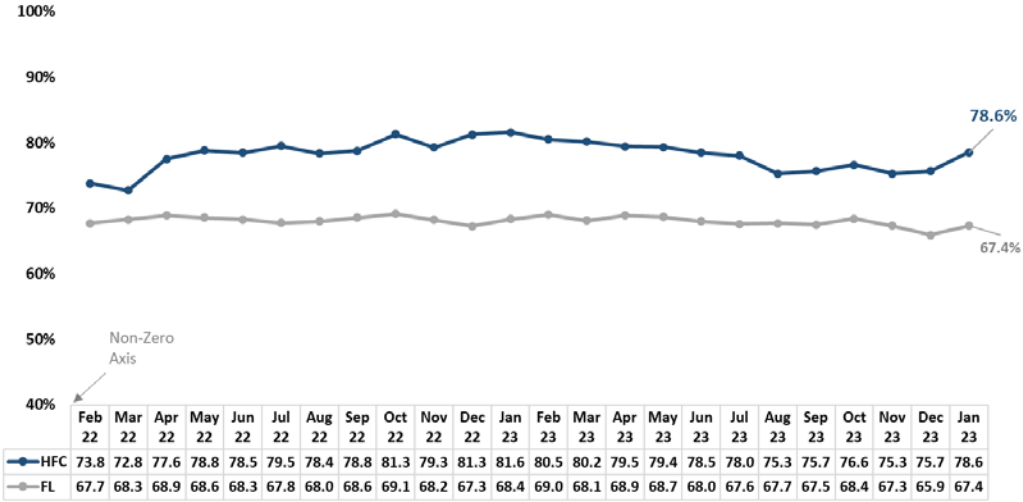
Heartland for Children  
Number of Foster Beds - Months End Snapshot  
Last 24 Months through January 2024



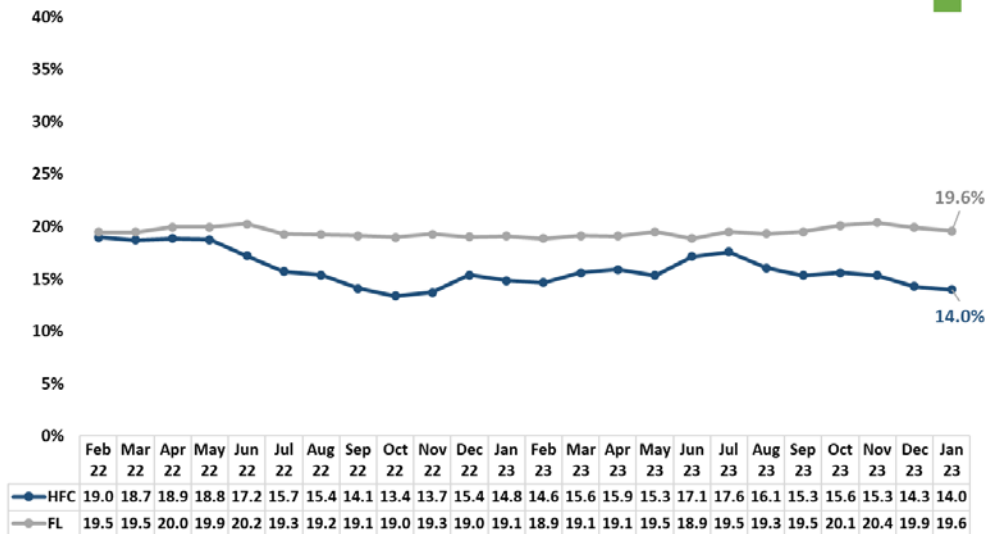
SOURCE: HEARTLAND FOR CHILDREN  
LEVELS OF LICENSURE REPORTS AND DETAILED MONTHLY REPORTS (EXCLUDING LEVEL 3 KIDS)  
\*TEEN PLACEMENTS ARE REPORTED AS WITH REPORT DATE, CHILDREN ACTIVE TO RETRIEVE CHILD ABUSE

➤ Percent of Foster Home Utilization  
➤ Teen Placement in a Foster Home

Heartland for Children  
Percent of Foster Homes Utilized (w/a Placement)  
Last 24 Months through January 2024

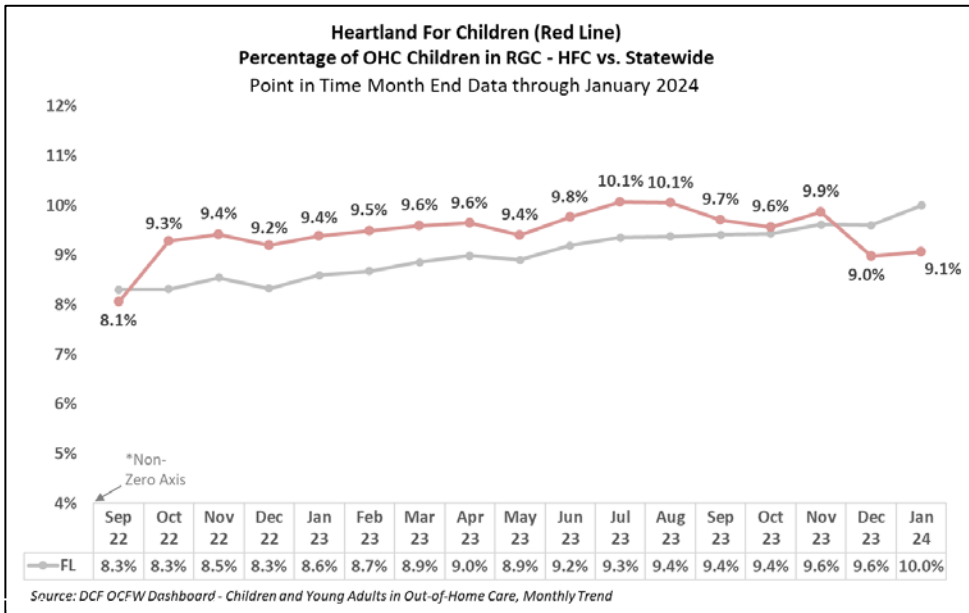
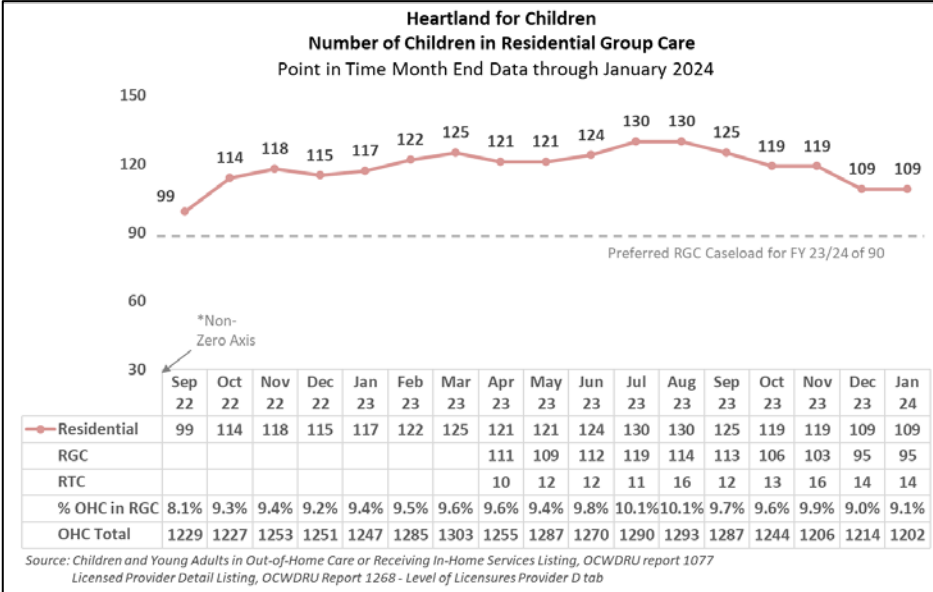
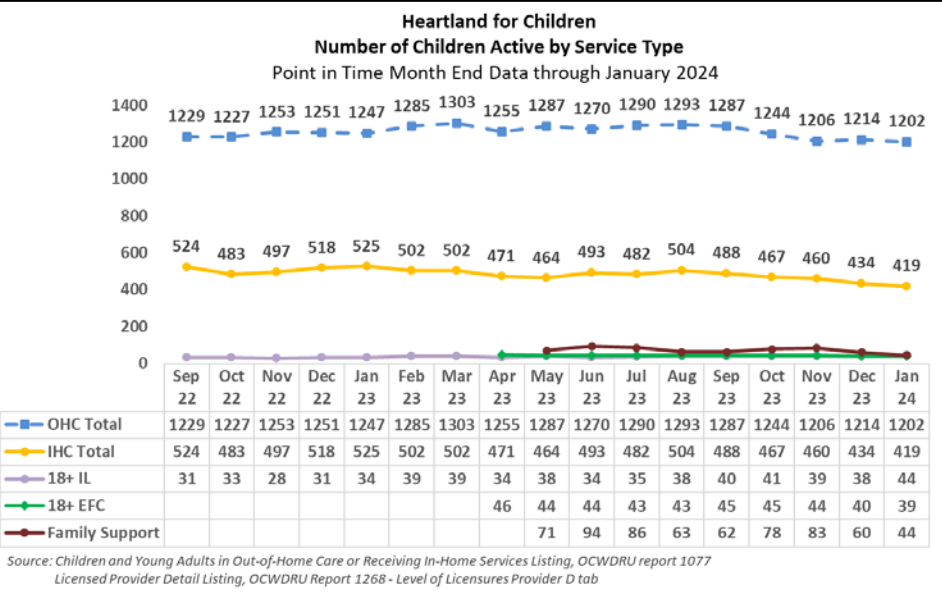


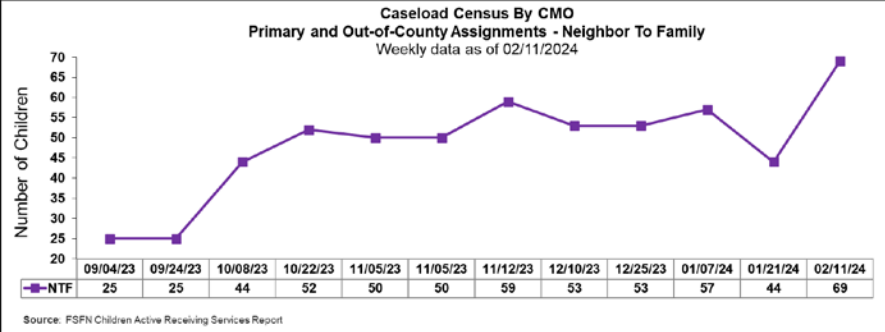
Heartland for Children  
Percent of Foster Homes w/a Teen Placement  
Last 24 Months through January 2024



SOURCE: FOSTER CARE LEVELS OF CARE REPORTS PROVIDED IN DETAIL MONTHLY REPORTS (EXCLUDING LEVEL 3 KIDS)  
TEEN PLACEMENTS: AGENCY REPORTS (AGES 13-17) REPORT BY ADOPT, CHILDREN ACTIVE TO RETRIEVE CHILD AGEN

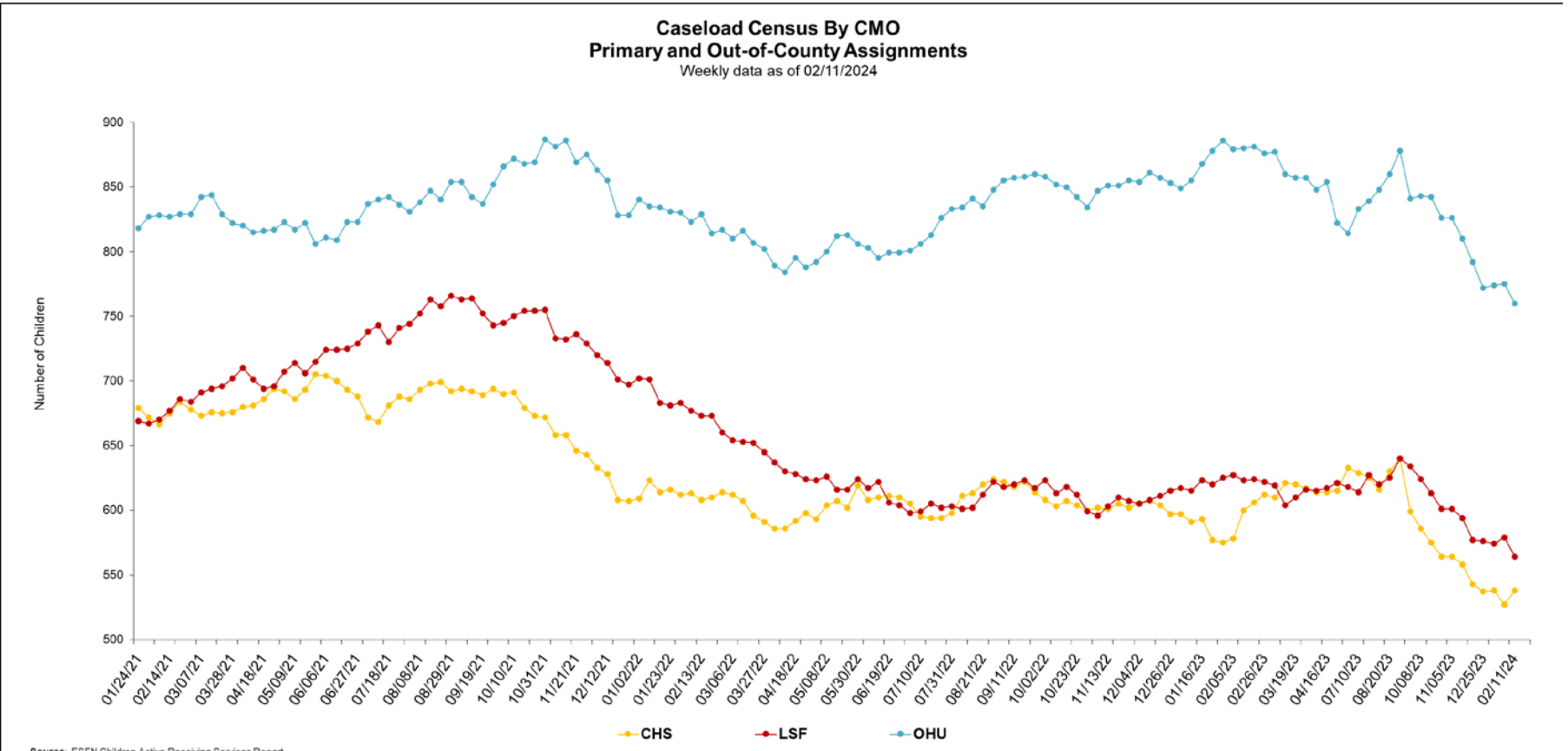
➤ Children Served at Month End by Service Type  
➤ Number and Percent of Children Served in Residential Care





### Number of Children by CMO Last 6 Reporting Periods

Agency	11/12/2023	12/10/2023	12/25/2023	1/7/2024	1/21/2024	2/11/2024
<b>CHS</b>	558	543	537	538	527	<b>538</b>
<b>LSF</b>	594	577	576	574	579	<b>564</b>
<b>OHU Primary</b>	564	560	551	555	557	<b>546</b>
<b>OHU/OCS</b>	246	232	221	219	218	<b>214</b>
<b>OHU Total</b>	810	792	772	774	775	<b>760</b>
<b>NTF</b>	59	53	53	57	44	<b>69</b>
<b>HFC Total</b>	2,042	2,022	1,966	1,939	1,944	<b>1,931</b>



# Caseload Census Information

Case Manager Caseload Breakdown by Agency – Data as of 02/11/2024

Count of Case Managers Within a Caseload Range							
CMO	1-5 Children in Caseload	6-15 Children in Caseload	16-24 Children in Caseload	25-29 Children in Caseload	30+ Children in Caseload	Total Case Managers*	Avg # of Children per CM
CHS	1	9	7	9	1	27	23.3
LSF	1	10	16	3	0	30	22.0
OHU	2	5	12	5	7	31	31.0
# of CMs	4	24	35	17	8	88	25.6

Percent of Case Managers That Are at or Under the National Caseload Standard of 15			
CMO	# Case Managers w/ Primary Caseload	# with Caseload at 15 or lower	Percent at 15 or lower
CHS	27	10	37.0%
LSF	30	11	36.7%
OHU	31	7	22.6%
<b>HFC</b>	<b>88</b>	<b>28</b>	<b>31.8%</b>

\* Data Excludes Unit Supervisors, FTC Facilitators & Resigned CMs Count

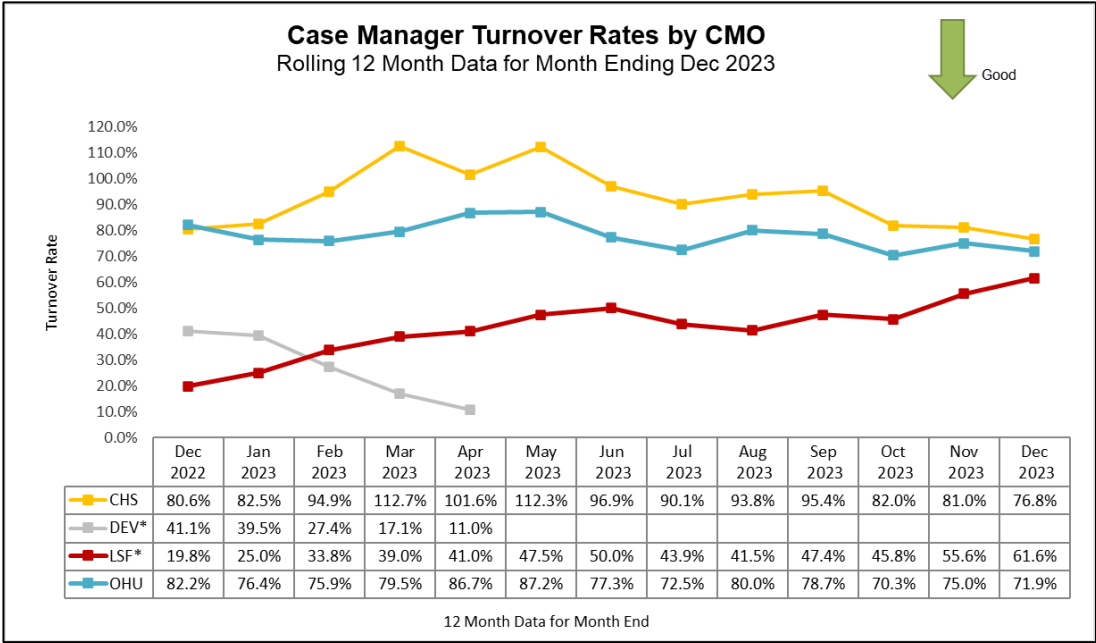
## Case Management Organization Turnover

12 Month Case Manager Turnover Rates by Agency

Employee Turnover Rates By CMO		
12 Month Data for Month Ended Dec 2023		
CMO	Case Manager	Case Manager Supervisor
CHS	82.0%	55.6%
LSF*	45.8%	24.0%
OHU	70.3%	57.1%

7/2/22 - Transition from Devereux to Lutheran Services Florida; the 12-months required for a "Rolling Year Total" has been split between agencies:

- DEV: Mar-22 to Jun-22 (4 months)
- LSF: Jul-22 to Feb-23 (8 months)





# Caseload Census by Case Manager and Organization

Data as of 02/11/2024

Caseload of 1 - 5 Children		
CMO	Case Workers	#
CHS	Covington, Walter	5
NTF	Phillip, Wanda	3
OHU	Isaacs, August	2
NTF	Tetreault, Taylor	1
LSF	Collins, Sara	1
OHU	Ventura, Armando	1

Caseload of 16 - 24 Children (-4)		
CMO	Case Workers	#
OHU	Mcgahee, Timika	24
LSF	Evans, Mikayla	24
CHS	Bain, Claire	24
OHU	Garcia, Anakeidie	24
OHU	Southall, Akeva	23
OHU	Dedrick, Dawn	23
OHU	Brutus, Marie	22
CHS	Rodgers, Aleah-Faith	22
OHU	Price, Sydney	21
CHS	Harker, Aleah	21
LSF	Hettmansperger, Katelin	21
LSF	Blackwood, Sandra	20
OHU	Thompson, Wyshana	20
LSF	Brown, Desiree	20
OHU	Mullis, Felicia	20
OHU	Hadad, Nagjonna	19
LSF	Morris, Alundra	19
LSF	McNulty, Andriea	19
LSF	Willingham, Jadashia	19
OHU	Young, Vanessa	19
LSF	Ramnaugh, Shan	18
LSF	Johnson, Tania	18
CHS	Sales, Nura	18
LSF	Londono, Reina	18
LSF	Lynch, Rodina	18
LSF	Bickel, Sherry	18
OHU	Cherident, Camy	17
CHS	Sawyer, Jonathan	17
LSF	Brown, Ciara	17
LSF	Lott, Carla	17
OHU	Valencia, Alejandro	16
CHS	Lopez, Lena	16
LSF	Cruz, Veronica	16
LSF	Williams, Careatha	16
CHS	Hook, Kathryn	16

Caseload of 25 - 29 Children (+1)		
CMO	Case Workers	#
CHS	Fort, Angela	29
CHS	Sisk, Sarah	29
CHS	Pression, Alexa	28
OHU	Reyes, Jasmine	28
OHU	Johnson, Randi	28
LSF	Renfro, Andrew	28
OHU	Pizarro, Frances	27
OHU	Bello, Bianca	27
CHS	Beasley, Charlita	26
CHS	Bruce, Kortney	26
OHU	Kohn, Ludessa	26
CHS	White, Melinda	26
LSF	Pamphile, Emmanuella	26
CHS	Angulo, Kayla	25
CHS	Kaina, Kelly	25
CHS	Meola, Laura	25
LSF	Bon-Fiol, Nikol	25

Caseload of 30+ Children		
CMO	Case Workers	#
OHU*	Bailon, Margarita	51
OHU*	Fuentes, Norma	47
OHU*	Villegas, Anna	45
OHU*	Smith, Lorie	45
OHU*	Washington, Woodrica	44
OHU*	Simmons, Shannon	31
CHS	Mcphail, Allissa	31
OHU	Cleveland, Tammy	30

Caseload of 6 - 15 Children (+7)		
CMO	Case Workers	#
LSF	Coleman, Tangela	15
LSF	Lee, Tamar	15
LSF	Ellis, Darren	15
LSF	Louis, Rachele	15
LSF	Escartin Vega, Kathia	15
LSF	Franklin, Yoshika	14
OHU	Shay, Ryan	14
LSF	Blocker, Amanda	14
NTF	Mattison, Sharon	14
CHS	Bunino, Giosue	14
OHU	Howe, Danielle	13
LSF	Pena, Yulissa	13
LSF	Pierce, Pamela	13
NTF	Cruz, Ana	12
CHS	Dawes, Dominique	12
NTF	Bates, Brittany	12
LSF	Stremy, Suzette	11
CHS	Wolf, Lauren	11
OHU	Nettles, Markisha	11
OHU	Sausaman, Allison	10
CHS	Figuroa, Chaire	10
NTF	Conklin, Danielelle	10
CHS	Knowlton, Sera	10
CHS	Hiers, Katherine	10
CHS	Whiting, Kari	10
CHS	Hunte, Jeleta	9
OHU	Dellinger, Michael	9
NTF	Jones, Gwendolyn	6
CHS	Jackson, Sasha	6

Unit Supervisors Carrying Cases (-1)		
CMO	Case Workers	#
OHU	Colon, Lisette	4
CHS	Luskey, Taylor	4
CHS	Cortes, Jennifer	3

### Circuit 10 Children Active by Assignment Role for CMO TAYS, FTC and Adoption Workers

Data as of 02/11/24

Case Worker	Pri.	Sec.	OOC	Grand Total
Mills, Ciyatt	10	0	0	10
<b>FTC - CHS</b>	10	0	0	10
Nieves, Carlos	17	11	0	28
Humber, John	14	20	0	34
<b>TAYS - CHS</b>	31	31	0	62
Cortes, Jennifer	3	33	0	36
Dawes, Dominique	12	7	0	19
Whiting, Kari	10	6	0	16
<b>Adoption - CHS</b>	25	46	0	71

Peralta, Joshua	30	0	0	30
Jones, Dane	0	35	0	35
<b>TAYS - LSF</b>	30	35	0	65
Collins, Sara	1	8	0	9
Parrish, Elizabeth	0	23	0	23
Hampton, Sharday	0	8	0	8
<b>Adoption - LSF</b>	1	39	0	40

Metelus, Getro	1	21	1	23
Sandbrook, Mary	10	26	0	36
Vazquez, Roger	5	38	2	45
<b>TAYS - OHU</b>	16	85	3	104
Howe, Danielle	13	1	0	14
Nettles, Markisha	11	4	0	15
Southall, Akeva	23	2	0	25
<b>Adoption - OHU</b>	47	7	0	54
<b>TAYS Total</b>	77	151	3	231
<b>Adoptions Total</b>	73	92	0	165

Pri. = Primary - Sec. = Secondary - OOC = Out of County  
 Data Source : FSN Report - Children Active Receiving In-Home or Out-of-Home Services Daily Listing by District

\*These OHU case managers contain caseloads that are over 65% OCS cases. On average an OCS case compares to 1.54 regular cases (i.e., 20 OCS cases approx. equals 13 regular cases).

All CHS case managers are supported by Case-Aim support. On average a Case-Aim supported case compares to 1.33 regular cases (i.e., 20 cases with Case-Aim approx. equals 15 cases without Case-Aim support).

Red = Supervisors, FTC Facilitators & Resigned CMs carrying cases Orange = Terminated Workers Carrying Caseloads in FSN

# Healthcare Information

Data Entered Into FSFN for Children in Out-of-Home Care

Health Information in FSFN for Children in OHC as of 02/11/2024						
Agency	# of Children in OHC	% With a Medical Record in FSFN	% With Medical Service in last 12 Months	% With Dental Service in Last 7 months	% with Immunizations Up to Date	Overall Performance
CHS	382	100.0%	97.1%	91.2%	98.7%	95.7%
LSF	439	100.0%	98.6%	91.2%	98.4%	96.1%
OHU	394	99.7%	96.2%	91.5%	95.7%	94.5%
<b>HFC</b>	<b>1215</b>	<b>99.9%</b>	<b>97.4%</b>	<b>91.3%</b>	<b>97.6%</b>	<b>95.4%</b>

Source: FSFN report 1009 "Source: "Healthcare Service Information for OHC"

Health Information in FSFN as of 02/11/2024				
Agency	# of Missing Medical Records	# of Medical Appointments Needing Update	# of Dental Appointments Needing Update	# of Immunization Needing Update
CHS	0	11	23	5
LSF	0	6	26	7
OHU	1	15	21	17
<b>HFC</b>	<b>1</b>	<b>32</b>	<b>70</b>	<b>29</b>

Source: "Healthcare Service Information for OHC - Report 1009"

## Scorecard Measures 9 & 10 - Children Receiving Healthcare Services

SM 9 - Percent of children in out-of-home care who have received medical services in the last 12 months – Target = 95%

SM 10 - Percent of children in out-of-home care who have received dental services in the last 7 months – Target = 95%

Scorecard Measure #9 Children Receiving Medical Services Within Last 12 Mths Daily Snapshot as of 02/11/2024			
Agency	Appointment within last 12 mths	Total Children out-of-home care	Percent Medical Services Received
CHS	371	382	97.1%
LSF	433	439	98.6%
OHU	379	394	96.2%
<b>HFC Total</b>	<b>1183</b>	<b>1215</b>	<b>97.4%</b>
<b>Statewide</b>	<b>17,040</b>	<b>18,415</b>	<b>92.5%</b>

Source: FSFN report 1096 – Children in OHC Who Received Medical Services in the Last Twelve Months

Scorecard Measure #10 Children Receiving Dental Services Within Last 7 Mths Daily Snapshot as of 02/11/2024			
Agency	Appointment within last 7 mths	Total Children out-of-home care	Percent Dental Services Received
CHS	238	261	91.1%
LSF	271	297	91.2%
OHU	227	248	91.5%
<b>HFC Total</b>	<b>736</b>	<b>806</b>	<b>91.32%</b>
<b>Statewide</b>	<b>9,954</b>	<b>12,502</b>	<b>79.62%</b>

Source: FSFN report 1093 – Children in OHC Who Received Dental Services in the Last Seven Months

### Scorecard Measure 12 – Separated Siblings

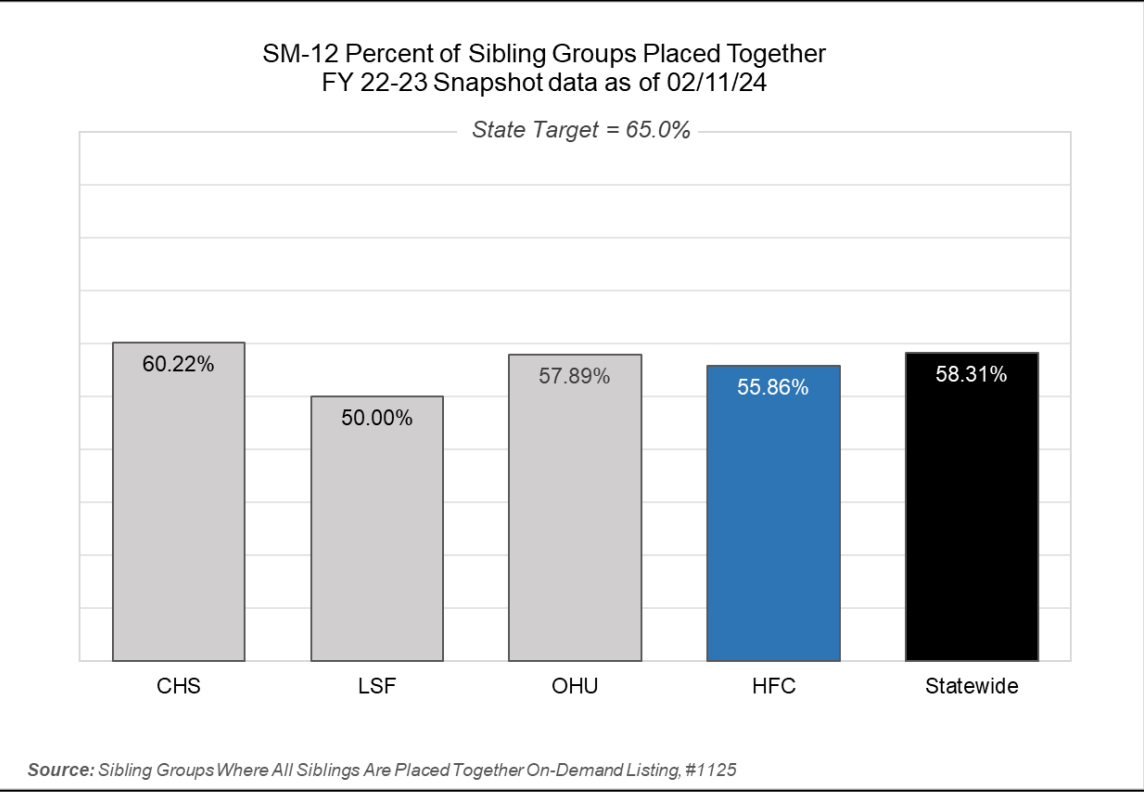
SM12 - Percentage of sibling groups in out-of-home care where all siblings are placed together – Target = 65.0%

**SM12 - Percent of Sibling Groups Placed Together  
FY 22-23 Snapshot data as of February 11, 2024**

Agency	Number of Cases w/ Siblings Together	Total Cases Sibling Groups	Percent of Siblings Placed Together
CHS	56	93	60.22%
LSF	51	102	50.00%
OHU	55	95	57.89%
<b>HFC</b>	<b>162</b>	<b>290</b>	<b>55.86%</b>
<b>Statewide</b>	<b>2,567</b>	<b>4,402</b>	<b>58.31%</b>

Source: Sibling Groups Where All Siblings Are Placed Together On-Demand Listing, #1125

Number of sibling groups to achieve SM12 target – 28 Sibling Groups

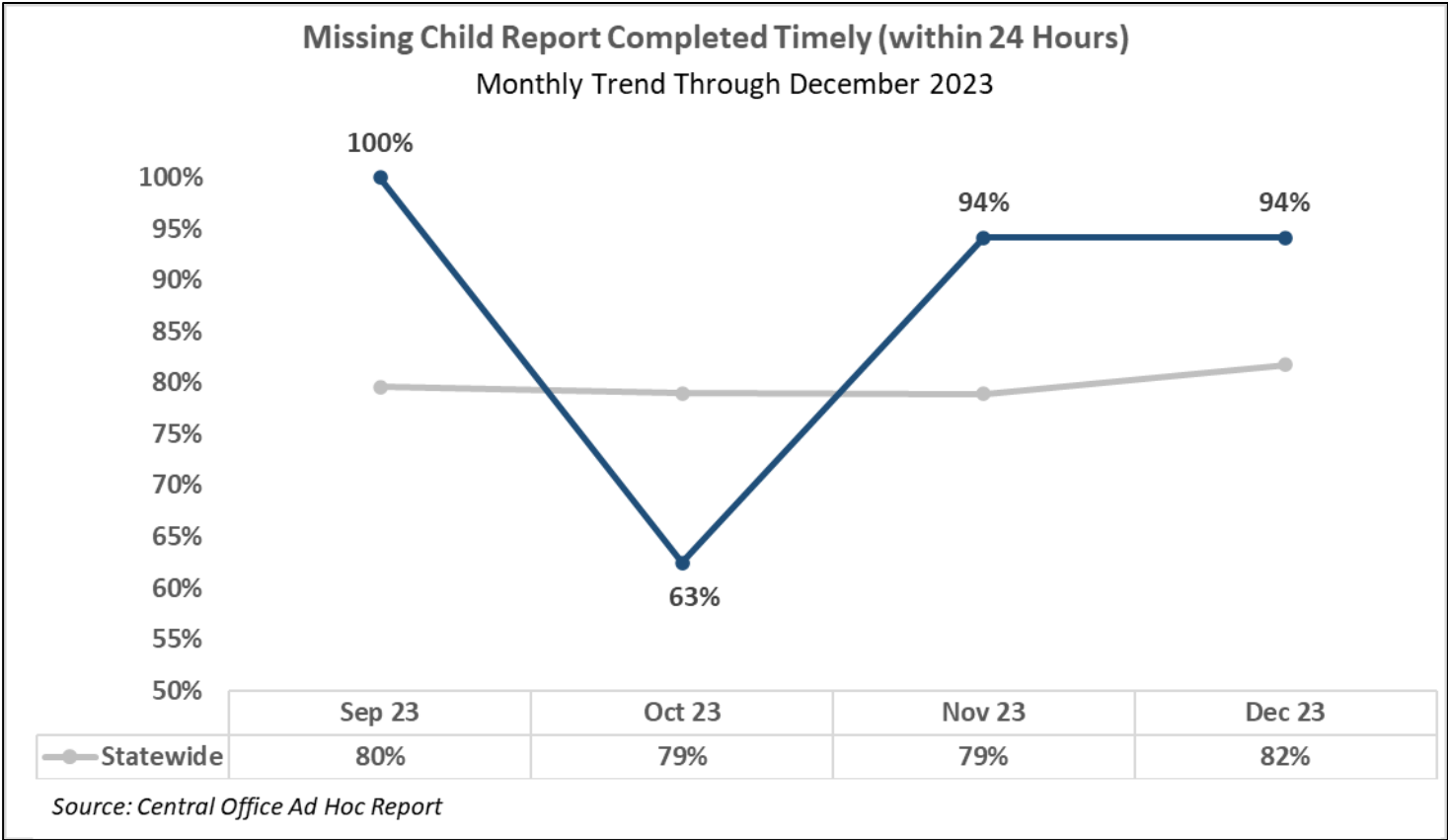



# Missing Children in Out of Home Care

Children currently missing or recovered while in OHC

Heartland for Children Children in OHC who are Missing or Now Recovered Data as of 02/11/24					
	Current Missing	Late Reports	Late ATL	Recoveries	Late Debriefs
CHS	0	0	0	0	0
LSF	1	0	0	0	0
OHU	0	0	0	0	1
CPI	0	0	0	0	0
<b>Total</b>	<b>1</b>	<b>0</b>	<b>0</b>	<b>0</b>	<b>1</b>

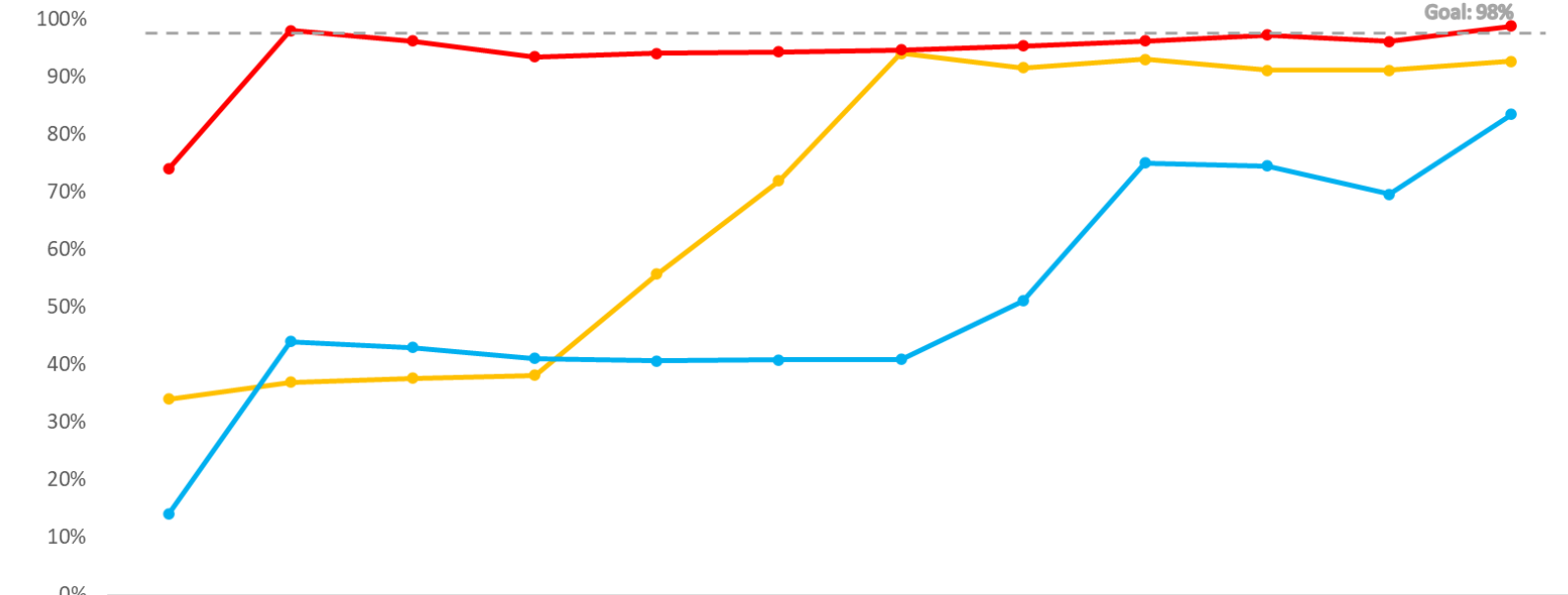
Source: HFC MCR Tracking Log ATL = Attempts to Locate






School Enrollment Updated in FSN for School Year 23/24			
CMO	Updated School Record	Eligible Children in OHC	Percent Updated
CHS	226	244	93%
LSF	246	249	99% 
OHU	197	236	83%
<b>Total</b>	<b>669</b>	<b>729</b>	<b>92%</b>

Percentage of Eligible Children in OHC and Enrolled in School, Year 23/24

Data as of 02/11/2024



	9/10/2023	9/19/2023	9/26/2023	10/1/2023	10/4/2023	10/8/2023	10/22/2023	11/12/2023	12/11/2023	1/8/2024	1/21/2024	2/11/2024
 CHS	34%	37%	38%	38%	56%	72%	94%	92%	93%	91%	91%	93%
 LSF	74%	98%	96%	93%	94%	94%	95%	95%	96%	97%	96%	99%
 OHU	14%	44%	43%	41%	41%	41%	41%	51%	75%	74%	70%	83%

Enrolled - Children in OHC who have been enrolled in schooling after 8/1/2023

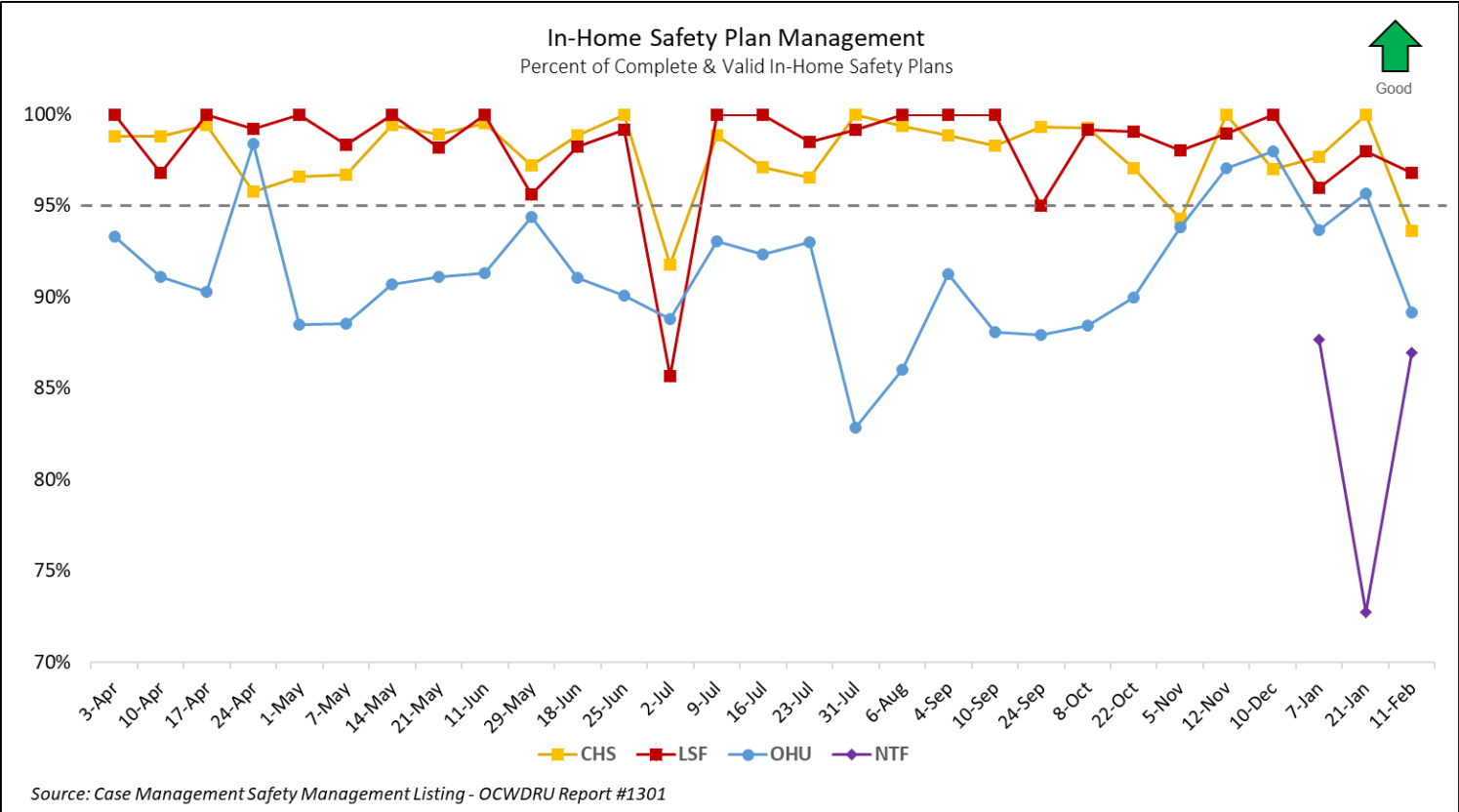
\*Source Report: FSN - School Enrollment Listing for Eligible Children and Young Adults in Out-of-Home Care - Report #1217

# In-Home Safety Plan Management

Percent of Completed In-Home Safety Plans under 180 Effective Days – Target: **95.0%**

In-Home Safety Plan Management				
Percent of <u>Completed</u> In-Home Safety Plans under 180 <u>Effective</u> Days				
Data as of 02/11/2024				
Agency	No -or- Expired Safety Plans	Complete & Valid Safety Plans	Total Required Safety Plans	Percentage Complete
CHS	8	117	125	<b>93.6%</b>
LSF	3	91	94	<b>96.8%</b>
OHU	9	74	83	<b>89.2%</b>
NTF	9	60	69	<b>87.0%</b>
<b>HFC Total*</b>	<b>29</b>	<b>342</b>	<b>371</b>	<b>92.18%</b>

Source Report: Case Management Safety Management Listing - OCWDRU Report #1301  
Target of 95%



# Unified Home Studies – Approval Status

Cases with a Pending or No UHS – 45+ Days Past Due; **Data-as-of: 02/11/2024**

Relative / Non-Relative Unified Home Study Approval Status			
45 Days since Case Transfer - <b>Past Due</b>			
Agency	# of UHS	Status - Pending	Status - No UHS
CHS	6	1	5
LSF	11	3	8
OHU	10	2	8
<b>Total</b>	<b>27</b>	<b>6</b>	<b>21</b>

## Child Placement Agreement Errors

Active CPA’s with errors and non-active CPA’s needing closure.

Child Placement Agreement Errors								
Data as of 02/11/2024								
<i>The 15 active CPA's with errors contain the 24 total errors.</i>								
Agency	Total CPA's Needing Correction	Non-Active CPA's Needing Closure	Total Active CPA's not Completed	New CPA Needed	Need to Upload Signed Agreement	Need Supervisor Approval	No Provider Listed	Total Errors
CHS	10	1	9	5	4	1	4	14
LSF	4	0	4		3	2		5
OHU	2	0	2	1	2	2		5
<b>Total</b>	<b>16</b>	<b>1</b>	<b>15</b>	<b>6</b>	<b>9</b>	<b>5</b>	<b>4</b>	<b>24</b>

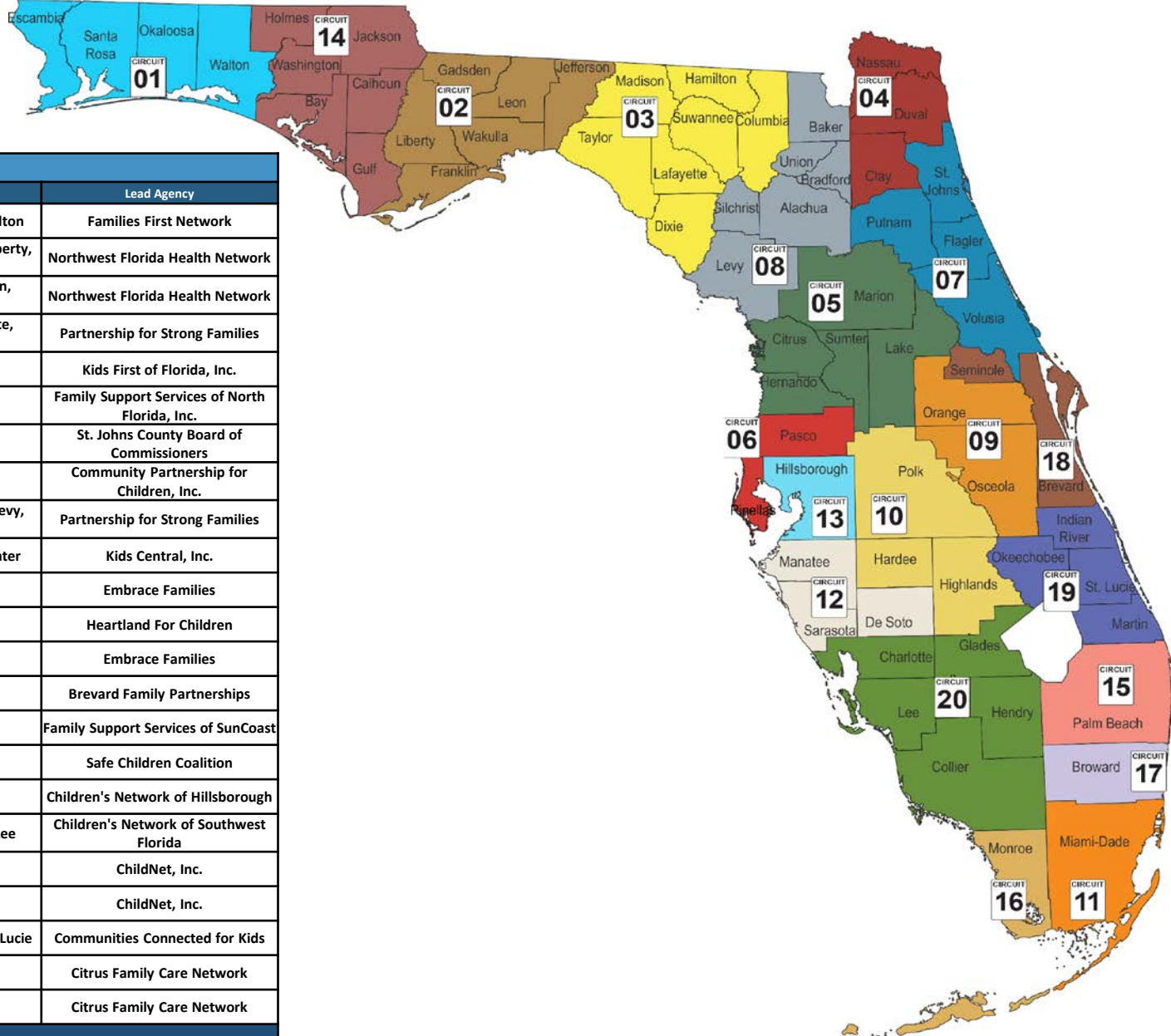
Source: FSFN - Child Placement Agreement Status for Children in Out-of-Home Care On-Demand Listing - OCWDRU Report #1256  
Criteria: Children with a CPA Effective Date.

Percent of Children with an Active Completed CPA			
Data as of 02/11/2024			
Agency	Total Active CPA's	CPA's Fully Completed	% of Completed CPA's
CHS	31	22	71%
LSF	30	26	87%
OHU	7	5	71%
<b>Total</b>	<b>68</b>	<b>53</b>	<b>78%</b>

Source: FSFN - Child Placement Agreement Status - OCWDRU Report #1256  
Criteria: Children with an CPA Effective Date.



# Community Based Care Lead Agency Map



## LEGEND

Circuit	Region	Counties	Lead Agency
1	North West	Escambia, Okaloosa, Santa Rosa, Walton	Families First Network
2		Franklin, Gadsden, Jefferson, Leon, Liberty, Wakulla	Northwest Florida Health Network
14		Bay, Calhoun, Gulf, Holmes, Jackson, Washington	Northwest Florida Health Network
3	North East	Columbia, Dixie, Hamilton, Lafayette, Madison, Suwannee, Taylor	Partnership for Strong Families
4		Clay	Kids First of Florida, Inc.
4		Duval, Nassau	Family Support Services of North Florida, Inc.
7		St. Johns	St. Johns County Board of Commissioners
7		Flagler, Putnam, Volusia	Community Partnership for Children, Inc.
8		Alachua, Baker, Bradford, Gilchrist, Levy, Union	Partnership for Strong Families
5		Central	Citrus, Hernando, Lake, Marion, Sumter
9	Orange, Osceola		Embrace Families
10	Hardee, Highlands, Polk		Heartland For Children
18	Seminole		Embrace Families
18	Brevard		Brevard Family Partnerships
6	Sun Coast	Pasco, Pinellas	Family Support Services of SunCoast
12		DeSoto, Manatee, Sarasota	Safe Children Coalition
13		Hillsborough	Children's Network of Hillsborough
20		Charlotte, Collier, Glades, Hendry, Lee	Children's Network of Southwest Florida
15	South East	Palm Beach	ChildNet, Inc.
17		Broward	ChildNet, Inc.
19		Indian River, Martin, Okeechobee, St. Lucie	Communities Connected for Kids
11	Southern	Miami-Dade	Citrus Family Care Network
16		Monroe	Citrus Family Care Network



## AWARENESS FOR FEBRUARY

- **Foster Family Appreciation Week 2/5 – 2/9**
- **Valentine's Day – 2/14**
- **Teen Dating Violence Awareness**
- **Black History Month**

## HEALTH RESOURCES

For more COVID information specific to Florida, go to [floridahealthcovid19.gov](https://floridahealthcovid19.gov)

Call Center is available 24/7  
(866) 779-6121 or email  
[COVID-19@flhealth.gov](mailto:COVID-19@flhealth.gov).

For more vaccine information go to  
<https://floridahealthcovid19.gov/covid-19-vaccines-in-florida/>

## SAFETY RESOURCES

### Internet Safety and Tips

- [Information, Advice and Support to Keep Children Safe Online \(internetmatters.org\)](https://www.internetmatters.org)
- [NetSmartz Home \(missingkids.org\)](https://www.missingkids.org)

### Safe Sleep

- [https://www.ounce.org/safe\\_sleep.html](https://www.ounce.org/safe_sleep.html)

### Swim Safety Tips

- Pool Party Water Safety Tips: <https://bit.ly/41UoFcY>
- Water Safety Tips: [https://www.ounce.org/water\\_safety.html](https://www.ounce.org/water_safety.html)

### Hot Car Safety Tips

- [https://www.nhtsa.gov/campaign/heat\\_stroke](https://www.nhtsa.gov/campaign/heat_stroke)

## COMMUNITY RESOURCES

### FREE TBRI Training

Saturday, February 17 from 9AM-12PM  
St. Paul Lutheran Church  
4450 Harden Blvd. Lakeland, FL  
[worthyandknownpf.org/current-classes-florida](https://worthyandknownpf.org/current-classes-florida)

### FREE Grief & Loss Seminar

Thursday, March 7 from 6:30PM-8:30PM  
Victory Church  
1401 Griffin Rd. Lakeland, FL  
Register: [gentry-morrison.com](https://gentry-morrison.com)  
or call 863-688-7679

### Free Books for Children 0-5

<https://uwcf.org/dolly-partons-imagination-library/>

### United Way's 211

Call 211 or visit 211.org  
Getting free confidential help for needs such as food, housing, employment, utilities, mental health and much more is just a text, call, or click away.

### ECHO Ministries

Help provide tangible needs to children in foster, adoptive, relative and non-relative care.

To Donate: ECHO Distribution Center every Wednesday from 9AM-12PM at 3625 Century Blvd Unit 1A, Lakeland, FL.  
<https://www.echoministriesflorida.net/>

### Find Help (Previously Aunt Bertha)

<https://www.findhelp.org/>

Find local resources for food, health, housing, employment programs & other community resources in seconds.

### HOPE FLORIDA A PATHWAY TO PROSPERITY Call 850-300-HOPE

[myfamilies.com/services/hope-florida](https://myfamilies.com/services/hope-florida)

Services offered by Hope Navigators:

- Identifying goals and barriers
- Referrals to local, community-based partners
- One-on-one support to develop a plan to achieve economic-self sufficiency

### Autism/ASD Support Group

Last Friday of each month 10AM-11:30AM  
At Bonnet Springs Park in Lakeland  
Childcare will be provided.  
Please call (813) 455-2846 or email [Efigueroa2@usf.edu](mailto:Efigueroa2@usf.edu) to register.

### Circuit 10 Children's Mental & Behavioral Health Resources

<https://sites.google.com/view/floridac10/mhbhresources/home>

On this site you will find:

- o Heartland for Children's Parent Portal
- o MyFloridaMyFamily Community Services
- o Florida Mobile Response Team- 24/7 Crisis Assistance
- o Florida Statewide Medicaid Managed Care
- o Florida Association of Christian Child Caring Agencies
- o Florida Network Short-term Residential Programs
- o Center for Autism Related Disabilities (CARD)
- o National Alliance on Mental Illness
- o Post Adoption Support
- o Zebra Coalition
- o Central FL Behavioral Health Network
- o Hope Florida – A Pathway to Prosperity

### Food Distribution Schedule

Polk, Highlands and Hardee Counties Food Distribution Sites  
[uwcf.org/initiatives/gndhunger/schedule/](https://uwcf.org/initiatives/gndhunger/schedule/)

### Healthy Families Florida

Family support and coaching program that helps parents provide the safe and stable environments children need for healthy growth and development.  
[healthyfamiliesfla.org/programs\\_map.html](https://healthyfamiliesfla.org/programs_map.html)

### Domestic Violence Services

Peace River Center's Domestic Violence Program provides free, confidential services for individuals affected by domestic violence, sexual assault and human trafficking crimes, their family members and friends in Polk, Hardee and Highlands counties.

### 24-Hour Domestic Violence Crisis Lines

**Hardee/Highlands** 863.386.1167  
**Polk** 863.413.2700  
**Victim Services Office Line 863.413.2708**  
**Victim Services – Polk County** 1860 South Crystal Lake Drive, Lakeland, FL 33801  
**Victim Services – Hardee/Highlands Counties**  
1570 Lakeview Drive, Sebring, FL 33870

## HFC EVENTS

### Foster Care Info Night

Tuesday, March 4<sup>th</sup> at 6:30PM  
1239 E Main St. Bartow, FL 33830  
(2<sup>nd</sup> Floor) Register: 863-519-8900 x 289

### 2024 Child Welfare Provider Fair

Thursday, April 25<sup>th</sup> from 10AM-4PM  
Bartow Civic Center  
2250 S Floral Ave, Bartow  
RSVP:  
<https://form.jotform.com/231225767485059>

### HFC's "Let's Talk About it" Podcast

where we provide education and resources for family matters in Polk, Highlands and Hardee Counties  
[Apple Podcasts](https://applepodcasts.com) / [Anchor](https://anchor.com) / [YouTube](https://youtube.com)

## POLK COUNTY

### Free Trainings for Parents & Teachers

Early Learning Coalition of Polk County is hosting classes in multiple locations providing tools and resources and food. Space is limited.

Register here: <https://bit.ly/3AJqNz3>

### Peer Recovery Center

Center for Behavioral Health Annex

1501 1<sup>st</sup> Street South, Winter Haven, FL 33880

Hours: Monday – Friday from 9AM-3PM

The center is a place for adults with a mental health diagnosis to receive education, support, resources and socialization.

Contact: (863) 293-1121 x 205789 for more info

### Florida Children Museum

400 Bonnet Springs Blvd.

Lakeland, FL 33815

Contact: (863) 687-3869

<https://explorefcm.org>

### Carol Jenkin Barnett United Way Resource Center

Offers weekly classes for children from infants through age 5 where parents and children will learn and socialize as they participate in fun, stimulating, developmental activities. These classes are FREE and a great opportunity to meet other moms and caregivers.

- Breast Feeding Support Group
- Autism/ASD Support Group
- Child Development Classes
- Free Tax Prep
- Healthcare Navigator
- Free Child Development Screenings (1<sup>st</sup> Wednesday and 3<sup>rd</sup> Monday each month)
- Infant Massage Classes

Location: 400 Bonnet Springs Blvd. Lakeland, FL 33815

<https://uwcf.org/resourcecenter/>

## HIGHLANDS COUNTY

### Swimming Lessons at YMCA

<http://www.highlandsymca.org/aquatics.htm>

### Champion for Children

Provides child abuse and neglect prevention programs and early-intervention services to children and families in Highlands County.

Contact for more info about the documentary **RESILIENCE: The Biology of Stress and the Science of Hope** which talks about the connection between trauma and health.

Office: (863) 382-2905

<https://www.championforchildren.org/>

### Children's Museum of the Highlands

Hands on Learning for Ages 1-12

Cost: \$8/per person (ages 1+) for all day play.

219 N Ridgewood Dr. Sebring, Florida

(863) 451-5385 (contact museum for updated hours)

### Preservers of Life

Highlands County Community Nursing Organization  
This organization provides prevention healthcare and helps businesses and individuals integrate holistic health and wellness practices.

Kasey Pacheco, Community Nurse Collaborator

[Kasey@preserversoflife.com](mailto:Kasey@preserversoflife.com) | (863) 420-5255

### FREE GED Prep & ESOL Classes

South Florida State College is offering free classes for adults in Highlands and Hardee Counties to improve adult literacy.

Contact: Sari Crews

863-784-7473 | [sari.crews@southflorida.edu](mailto:sari.crews@southflorida.edu)

<https://www.southflorida.edu/future-students/general-educational-development-program-ged>

## HARDEE COUNTY

### Hardee County Swimming Resources

[Swim Lessons | Florida Department of Health in Hardee \(floridahealth.gov\)](#)

### Hardee Help Center

A Christ-centered community service organization bringing hope & healing to Hardee County families in difficult seasons of life.

713 E Bay Street Wauchula, FL 33873

Contact: [info@hardeehelpcenter.com](mailto:info@hardeehelpcenter.com) | 863-773-0034

### Visit Hardee

Website for upcoming events, community updates and resources: <https://www.visithardee.com/events>

### FREE GED Prep & ESOL Classes

South Florida State College is offering free classes for adults in Highlands and Hardee Counties to improve adult literacy.

Contact: Sari Crews

863-784-7473 | [sari.crews@southflorida.edu](mailto:sari.crews@southflorida.edu)

<https://www.southflorida.edu/future-students/general-educational-development-program-ged>



For additional resources and county events, check out our most recent Parent's Corner Newsletter.