



Community Based Care: Hardee, Highlands & Polk Counties

CBC Performance and Quality Improvement Meeting
Data for Week Ended Sunday, March 19, 2023

Video Conference Meeting

Wednesday, March 22, 2023 at 9 a.m.

Conference Call: 866-607-2795

Participant Number: 830 755 402#



Community Based Care Lead Agency Scorecard

FY 22-23, 2nd Quarter: October 01, 2022 to December 31, 2022

CBC Lead Agency Scorecard Performance Table	Safety				Permanency				Well-Being			
Measures	1. Rate of Abuse per 100,000 days while in foster care.	2. Percent of children who are not neglected or abused during in-home services.	3. Children who are not neglected or abused after closure of services.	4. Children under supervision who are seen every 30 days.	5. Children exiting foster care to a permanent home within 12 months of entering care.	6. Children achieving permanency in 12 months for children in foster care 12 to 23 months.	7. Children who do not re-enter foster care within 12 months of moving to a permanent home.	8. Children's placement moves per 1,000 days in foster care.	9. Children in out-of-home care who have received medical services in the last 12 months.	10. Children in out-of-home care who received dental services within the last 7 months.	11. Young adults in foster care at age 18 that have completed or are enrolled in secondary education.	12. Children placed with all of their siblings who are in out of home care.
Standard	8.5	95.0%	95.0%	99.5%	40.5%	43.6%	91.7%	4.12	95.0%	95.0%	80.0%	65.0%
Reporting Period	10/01/21 - 09/30/22	10/01/21 - 09/30/22	04/01/21 - 03/31/22	01/01/22 to 12/31/22	01/01/21 to 12/31/21	01/01/22	01/01/20 to 12/31/20	01/01/22 to 12/31/22	12/31/22	12/31/22	01/01/22 to 12/31/22	12/31/22
Brevard Family Partnership	6.90	95.0%	96.5%	99.8%	32.4%	50.5%	94.5%	3.52	96.0%	84.2%	88.8%	60.0%
ChildNet-Broward	9.38	96.2%	95.8%	99.6%	30.5%	53.8%	83.5%	3.60	96.5%	81.5%	83.3%	64.4%
ChildNet-Palm Beach	10.86	96.4%	96.9%	99.7%	34.2%	58.6%	93.7%	3.15	96.0%	88.0%	53.0%	57.2%
Childrens Network of SW Florida	4.49	97.8%	96.9%	99.9%	33.0%	58.6%	95.6%	5.39	97.3%	92.3%	84.0%	60.3%
Childrens Network-Hillsborough	7.19	95.9%	97.3%	97.4%	27.3%	27.9%	91.0%	8.00	83.3%	59.6%	54.2%	58.2%
Citrus Health Network	2.74	96.6%	99.1%	99.6%	25.5%	44.2%	92.4%	3.24	98.0%	97.4%	97.3%	60.2%
Communities Connected for Kids	8.91	94.5%	96.6%	99.7%	43.7%	62.9%	89.9%	3.39	96.5%	91.0%	84.6%	62.8%
Community Partnership for Children	8.28	94.1%	97.3%	99.4%	25.8%	57.2%	88.0%	4.05	95.0%	69.1%	88.8%	58.4%
Embrace Families	8.73	94.8%	98.2%	97.9%	30.3%	44.8%	93.4%	6.18	66.0%	43.4%	84.2%	57.2%
Family Integrity Program	2.54	95.0%	97.0%	99.7%	38.8%	88.1%	90.2%	2.57	100.0%	100.0%	66.6%	52.9%
Family Support Services of North Fla	5.41	96.5%	96.7%	99.8%	31.1%	64.2%	87.8%	4.55	95.5%	90.4%	91.6%	56.5%
FSS Suncoast	7.94	94.0%	95.6%	96.8%	24.3%	37.0%	91.3%	6.51	80.0%	53.4%	80.0%	63.5%
Heartland for Children	8.48	94.9%	98.2%	99.8%	33.8%	48.9%	94.2%	3.88	98.9%	89.5%	92.1%	57.0%
Kids Central, Inc.	3.96	95.4%	96.9%	98.7%	31.6%	39.0%	85.0%	6.34	78.2%	57.0%	75.0%	63.8%
Kids First of Florida, Inc.	7.11	99.0%	96.1%	99.0%	34.5%	53.4%	87.8%	5.49	91.4%	75.8%	50.0%	64.1%
NWF Health Network - East	5.08	97.0%	97.1%	99.4%	30.0%	56.1%	94.5%	4.84	93.1%	84.4%	78.5%	63.4%
NWF Health Network - West	11.01	94.7%	97.3%	99.6%	24.1%	40.5%	91.3%	8.16	87.3%	72.3%	80.6%	60.8%
Partnership for Strong Families	6.17	97.6%	97.2%	99.8%	25.2%	46.4%	94.9%	5.78	83.5%	56.6%	93.3%	53.5%
Safe Children Coalition	5.79	96.9%	95.2%	99.3%	35.8%	49.8%	91.5%	4.46	96.3%	83.8%	75.6%	65.4%
Statewide	7.16	95.8%	96.8%	98.7%	30.1%	46.7%	91.0%	5.26	87.5%	71.6%	79.4%	60.5%
Red Zone	8.85	92.9%	92.9%	98.9%	36.3%	39.2%	90.8%	4.54	89.9%	89.9%	69.9%	60.0%



Scorecard Measure 4 – Children Seen Every Thirty Days

SM04 - Percent of children under supervision who are required to be seen every 30 days – Target = 99.5%

Scorecard Measure #4 - Children Under Supervision Who Are Seen Every Thirty Days		
Supervision between 03/01/23 - 03/31/23		
Agency	# of Children <u>Not</u> seen in 30 days	% of Children seen timely
CHS	13	99.57%
LSF	2	99.97%
OHU	19	99.63%
Total	34	99.71%
<i>Source: "Children Under Supervision Who Are Seen Every Thirty Days - Report #1144" Data-as-of: 03/19/23</i>		



Monthly Birth Parent Contacts

Target = 70% Mothers and 50% Fathers - seen monthly

Birth Parent Contact Completed							
03/01/23 to 03/31/23							
AGENCY	# Moms Required	# Moms Completed	Mom % Completed	# Dads Required	# Dads Completed	Dad % Completed	Combined Average
CHS	182	44	24.2%	117	17	14.5%	19.4%
LSF	220	63	28.6%	168	35	20.8%	24.7%
OHU	181	47	26.0%	130	19	14.6%	20.3%
TOTAL	583	154	26.4%	415	71	17.1%	21.8%

Mother Contact

Green: 70% or above, Yellow: 69% - 60%, Red: 59% or less

Father Contact

Green: 50% or above, Yellow: 49% - 40%, Red: 39% or less

Source: FSFN Data Warehouse – Ad Hoc Report; Data-as-of: 03/19/23



Scorecard Measures 5 & 6 - Children Achieving Permanency

SM05 - Percent of children exiting care to a permanent home within 12 months of entering care – Target = 40.5%


SM06 - Percent of children exiting care to a permanent home for children in care 12-23 months – Target = 43.6%

Reunifications Entered into FSFN: Week of 03/13/23 thru 03/19/23			
Agency	Timely	Un-Timely	Total
CHS	3	5	8
LSF		3	3
OHU	1		1
Total	4	8	12

Service Availabilities Service Snapshot of Availability as of 03/20/23	
Youth Villages	Peace River Home-to-Stay
3 – Polk	0 – Polk 0 – Highlands / Hardee

Scorecard Measure #5 - 04/01/21 to 03/31/22 Children Achieving Permanency within 0-12 Mths FY 22-23 - 3rd Qtr as of 03/19/23			
Agency	Permanency within 12 mths	Total Children out-of-home care	Percent Timely Reunification
CHS	60	229	26.2%
LSF	41	226	18.1%
OHU	100	253	39.5%
HFC Total	201	708	28.39%

SM05 - Percentage to reach Yellow = 36.5%

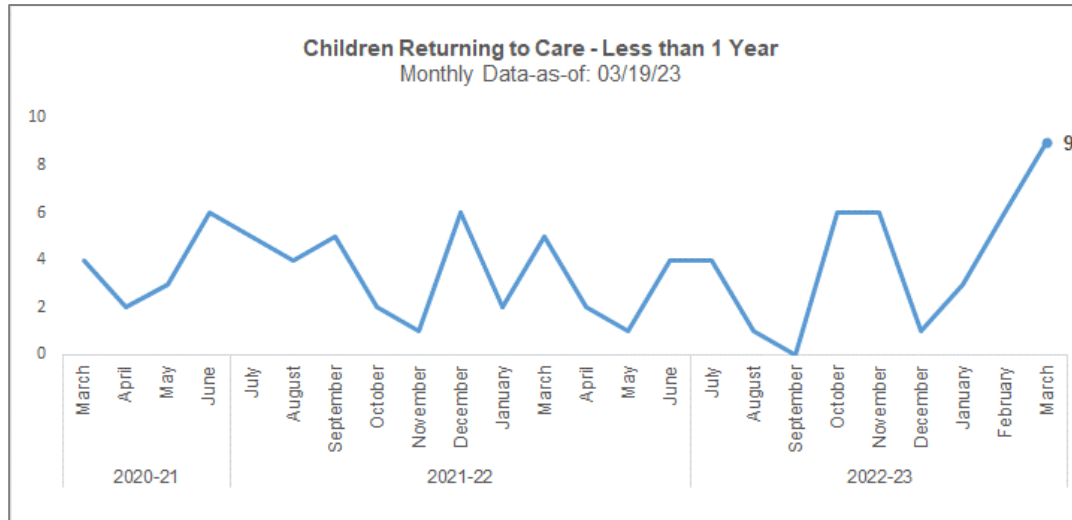
Scorecard Measure #6 - 04/01/22 Children Achieving Permanency within 12-23 Mths FY 22-23 - 3rd Qtr as of 03/19/23			
Agency	Permanency within 12-23 mths	Total Children LOS 12-23 mths	Percent Timely Reunification
CHS	41	109	37.6%
LSF	66	129	51.2% 
OHU	27	86	31.4%
HFC Total	134	324	41.4%

SM06 - Percentage to reach Yellow = 39.4%



Children Returning to Care

Number of Children in a Recent Removal Episode Who Have Had a Prior Removal



Removal Episodes for Children with a Prior Removal								
Removals entered into FSFN between 03/13/23 - 03/19/23								
Current Agency	Current Removal Date	Prior Unit	Prior Removal	Prior Discharge	Length of Stay (months)	Length from Prior Discharge (months)	LOR Range	SM07 Cohort
CHS	2/13/2023	141846-CHSFL	12/7/2021	11/17/2022	11	2	< 1.0 yr	Y
OHU	2/10/2023	142852-OHU-POLK	10/4/2021	1/9/2023	15	1	< 1.0 yr	N
OHU	2/10/2023	142852-OHU-POLK	10/4/2021	1/9/2023	15	1	< 1.0 yr	N
OHU	2/10/2023	142852-OHU-POLK	10/4/2021	1/9/2023	15	1	< 1.0 yr	N

Source: FSFN Data Warehouse Ad Hoc Report, Rpt-as-of: 03/20/23

Prior Weeks' Undiscussed Re-entries								
Removals entered into FSFN between 03/06/23 - 03/12/23								
Current Agency	Current Removal Date	Prior Unit	Prior Removal	Prior Discharge	Length of Stay (months)	Length from Prior Discharge (months)	LOR Range	SM07 Cohort
OHU	2/27/2023	142858 OHU-POLK	5/11/2021	7/18/2022	14	7	< 1.0 yr	N

Source: FSFN Data Warehouse Ad Hoc Report, Rpt-as-of: 03/13/23

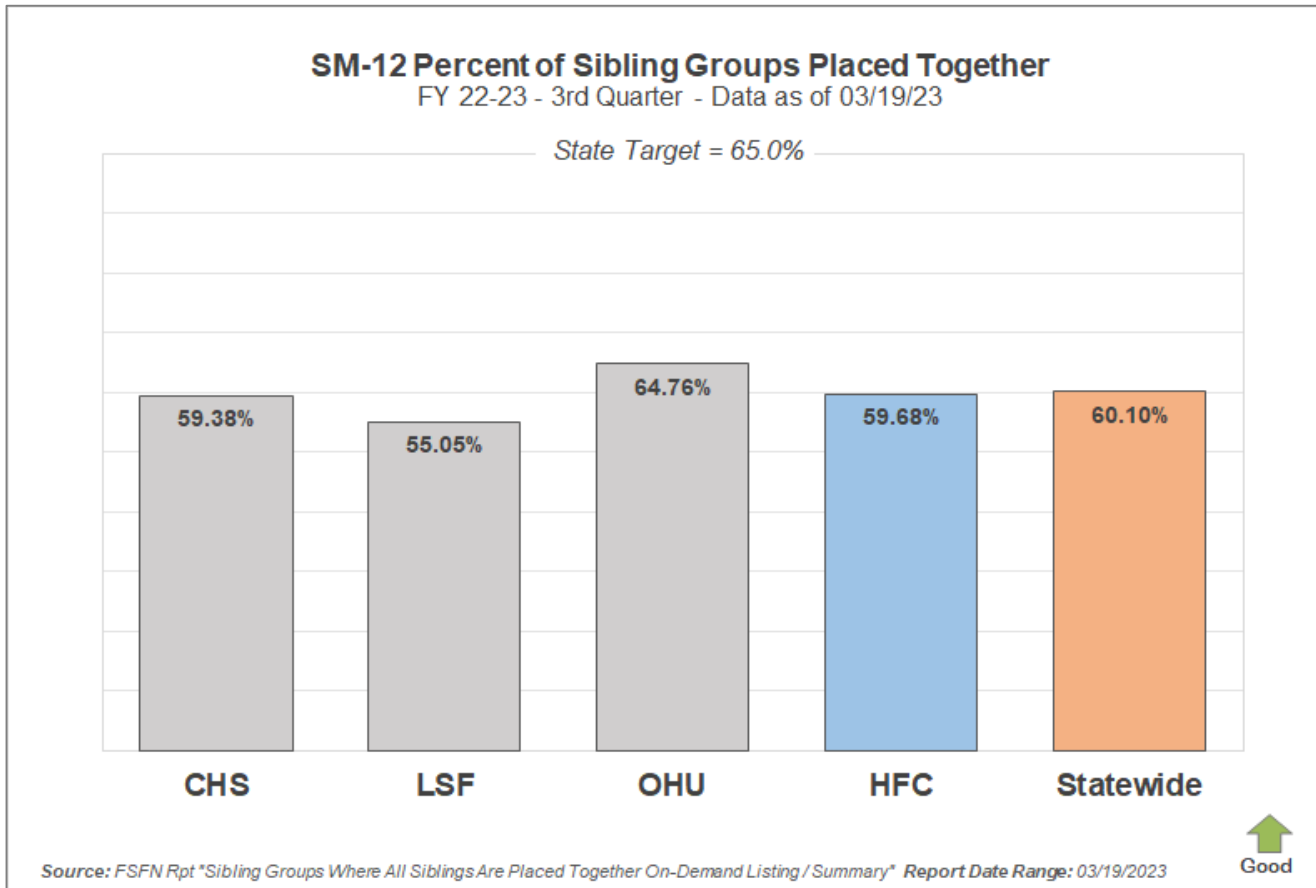


Scorecard Measure 12 – Separated Siblings

SM12 - Percentage of siblings groups in out-of-home care where all siblings are placed together – **Target = 65.0%**

SM12 - Percent of Sibling Groups Placed Together			
Agency	Number of Cases w/ Siblings Together	Total Cases Sibling Groups	Percent of Siblings Placed Together
CHS	57	96	59.38%
LSF	60	109	55.05%
OHU	68	105	64.76%
HFC	185	310	59.68%

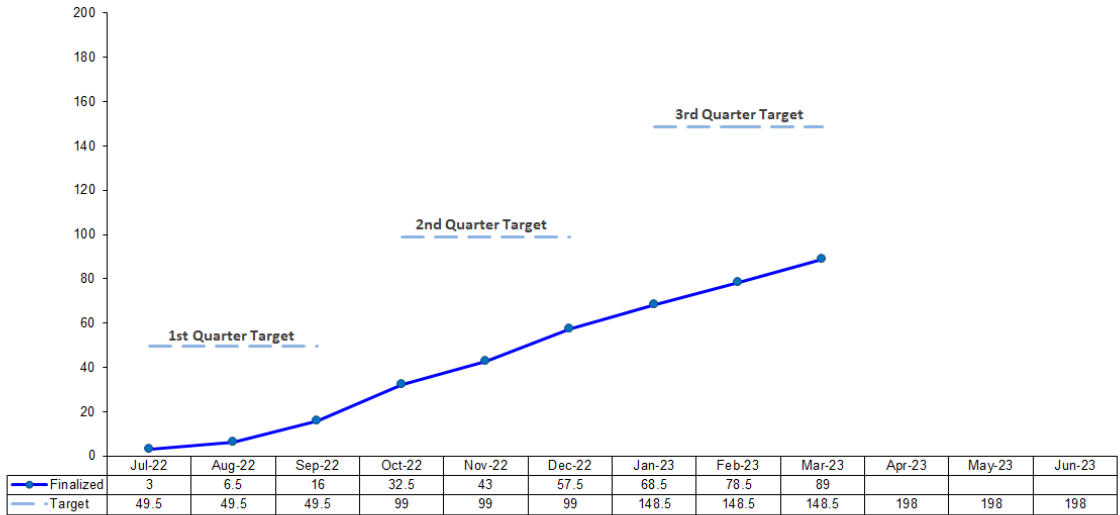
Number of sibling groups to achieve SM12 target – 17 Sibling Groups



Adoption Finalizations

Percent of Adoptions Finalized with 24 Months of Removal & Percent of Adoption Goal Met

Heartland for Children - DCF Circuit 10
Adoption Finalizations for FY 22-23



Source: HFC Adoption Database; Data-as-of: March 15, 2023

FY 22-23 Target = 198

Upcoming Finalization Dates

March 22, 2023

April 19, 2023

Adoption Finalizations

FY 22-23 - 3rd Quarter as of 03/20/23

CMO	Subsidy Files Submitted	Finalized Adoptions	Quarter Target	Quarter Target Met
CHS	6	15	32.5	46.2%
LSF	1	4	22	18.2%
OHU	4	12.5	38	32.9%
Total	11	31.5	92.5	34.1%

Adoption Finalizations

Total Fiscal Year-to-Date

Total Finalized	HFC Target	% Met	% w/in 24 Mths
89	198	44.9%	22.0%



Children's Legal Services – Shelter Report

CLS Weekly Shelter Report FY 2022-23 as of March 20, 2023

Children Previously Sheltered W/in Last 12 Mnths														
	JUL	AUG	SEP	OCT	NOV	DEC	JAN	FEB	MAR	APR	MAY	JUN	22/23 Totals	21/22 Totals
# of Shelter Hearings														
Polk	29	24	18	34	18	28	26	21	17				215	315
Highlands	5	3	2	3	5	1	2	5	3				29	44
Hardee	0	0	1	0	1	0	0	2	1				5	23
Total	34	27	21	37	24	29	28	28	21				249	379
# Children Removed														
Polk	50	55	29	73	39	48	42	39	42				417	551
Highlands	8	9	7	3	10	2	3	8	5				55	71
Hardee	0	0	5	0	2	0	0	4	1				12	43
Total	58	64	41	76	51	50	45	51	48				484	656
Total Children Denied Shelter														
Polk	0	0	0	0	0	0	0	0	0				0	0
Highlands	0	0	0	0	0	0	0	0	0				0	0
Hardee	0	0	0	0	0	0	0	0	0				0	0
Total	0	0	0	0	0	0	0	0	0				0	0
# Children Placed with Relative														
Polk	28	43	18	31	26	22	23	17	23				231	285
Highlands	5	6	5	2	9	2	2	1	4				36	55
Hardee	0	0	5	0	2	0	0	2	1				10	26
Total	33	49	28	33	37	24	25	20	28				277	357
# Children Placed with Non Relative														
Polk	5	10	4	22	4	3	4	2	1				55	80
Highlands	0	0	2	0	0	0	1	0	0				3	6
Hardee	0	0	0	0	0	0	0	2	0				2	3
Total	5	10	6	22	4	3	5	4	1				60	89
# Children Placed with Fictive Kin														
Polk	1	0	0	0	0	0	0	0	0				1	6
Highlands	0	0	0	0	0	0	0	0	0				0	1
Hardee	0	0	0	0	0	0	0	0	0				0	1
Total	1	0	0	0	0	0	0	0	0				1	8
# Children Placed in Foster Care														
Polk	16	2	7	20	9	23	15	20	15				127	180
Highlands	3	3	0	1	1	0	0	7	0				15	11
Hardee	0	0	0	0	0	0	0	0	4				4	11
Total	19	5	7	21	10	23	15	27	19				146	202

% of Children Sheltered Placed in Foster Care Data as of 03/20/23			
Month	20-21	21-22	22-23
Jul	28.6%	22.1%	32.8%
Aug	21.9%	43.5%	7.8%
Sep	27.3%	28.2%	17.1%
Oct	22.4%	28.9%	27.6%
Nov	20.4%	36.8%	19.6%
Dec	24.5%	19.4%	46.0%
Jan	25.0%	48.8%	33.3%
Feb	20.5%	15.6%	52.9%
Mar	21.7%	47.2%	39.6%
Apr	17.5%	26.9%	
May	23.4%	27.5%	
Jun	38.5%	32.4%	
FY Total	24.9%	30.8%	30.2%

Shelter Count for the Week of March 14 - March 20, 2023			
	Polk	Highlands	Hardee
Shelters	6	1	0
Children Removed	14	1	0
Placed w/ a Relative	8	0	0
Placed w/a Non-Rel	0	0	0
Placed w/a Fictive Kin	0	0	0
Placed in Foster Care	6	1	0



Case Transfer Staffing Data

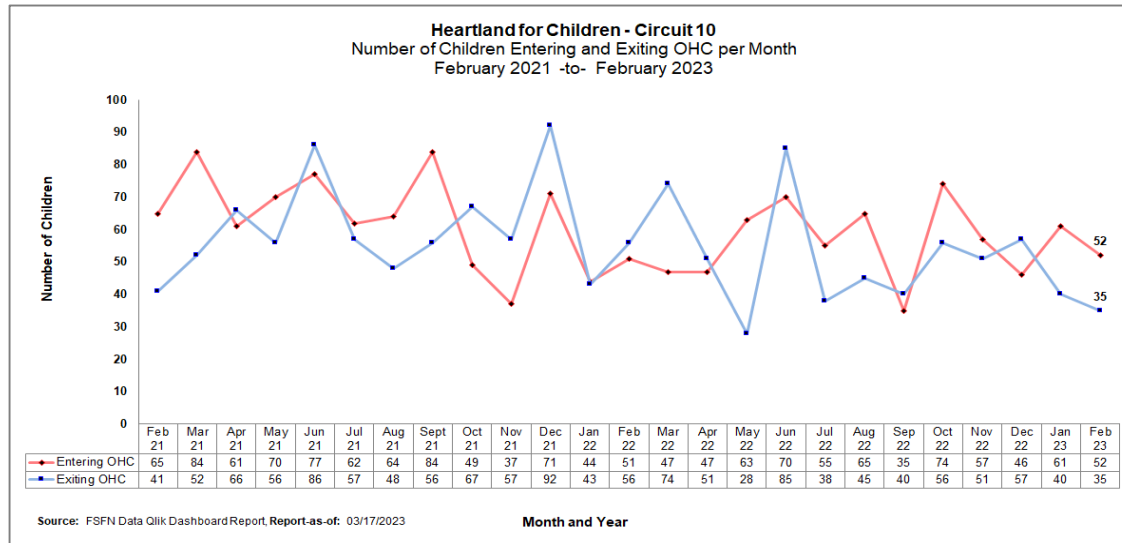
Case Transfer Data For Fiscal Year July 1, 2022 – June 30, 2023 - Data as of 03/20/23

	JUL	AUG	SEP	OCT	NOV	DEC	JAN	FEB	MAR	APR	MAY	JUN	22-23 Totals	21-22 Totals
Number of Children														
CHS	32	32	19	17	24	23	2	43	22				214	358
LSF	36	34	20	38	36	43	30	29	17				283	355
OHU Polk	12	18	13	7	12	16	27	14	3				122	147
One Hope	37	49	40	30	47	33	33	26	26				321	503
Total	117	133	92	92	119	115	92	112	68				940	1363
Out of Home Care														
CHS	19	19	16	13	19	20	10	24	14				154	200
LSF	17	15	15	24	25	21	18	12	10				157	188
OHU Polk	8	9	12	7	9	14	8	10	3				80	103
One Hope	12	8	12	6	18	4	1	7	9				77	113
Total	56	51	55	50	71	59	37	53	36				468	604
In - Home Judicial														
CHS	5	0	0	0	0	0	2	1	0				8	4
LSF	2	1	0	2	0	0	2	0	0				7	16
OHU Polk	0	0	0	0	0	0	0	0	0				0	2
One Hope	0	2	0	0	0	2	2	0	0				6	6
Total	7	3	0	2	0	2	6	1	0				21	28

	JUL	AUG	SEP	OCT	NOV	DEC	JAN	FEB	MAR	APR	MAY	JUN	22-23 Totals	21-22 Totals
Non-Judicial In - Home Services														
CHS	6	8	3	3	3	3	2	7	8				43	116
LSF	10	10	5	8	8	18	3	10	3				75	95
OHU Polk	4	9	1	0	1	1	5	4	0				25	31
One Hope	3	3	0	3	12	12	6	0	0				39	35
Total	23	30	9	14	24	34	16	21	11				182	277
OCS / ICPC Courtesy Supervision														
CHS	0	0	0	0	0	0	0	0	0				0	0
LSF	0	0	0	0	0	0	0	0	0				0	0
OHU Polk	0	0	0	0	0	0	0	0	0				0	0
One Hope	22	29	28	21	17	15	24	18	17				191	338
Total	22	29	28	21	17	15	24	18	17				191	338
Reinstatement of Protective Services Supervision (Notice of Hearings)														
CHS	0	3	0	0	0	0	0	9	0				12	17
LSF	5	6	0	4	3	2	0	6	3				29	46
OHU Polk	0	0	0	0	0	0	0	0	0				0	2
One Hope	0	4	0	0	0	0	0	0	0				4	0
Total	5	13	0	4	3	2	0	15	3				45	65

Children Entering & Exiting Care

Number of Children Entering and Exiting Out-of-Home Care per Month





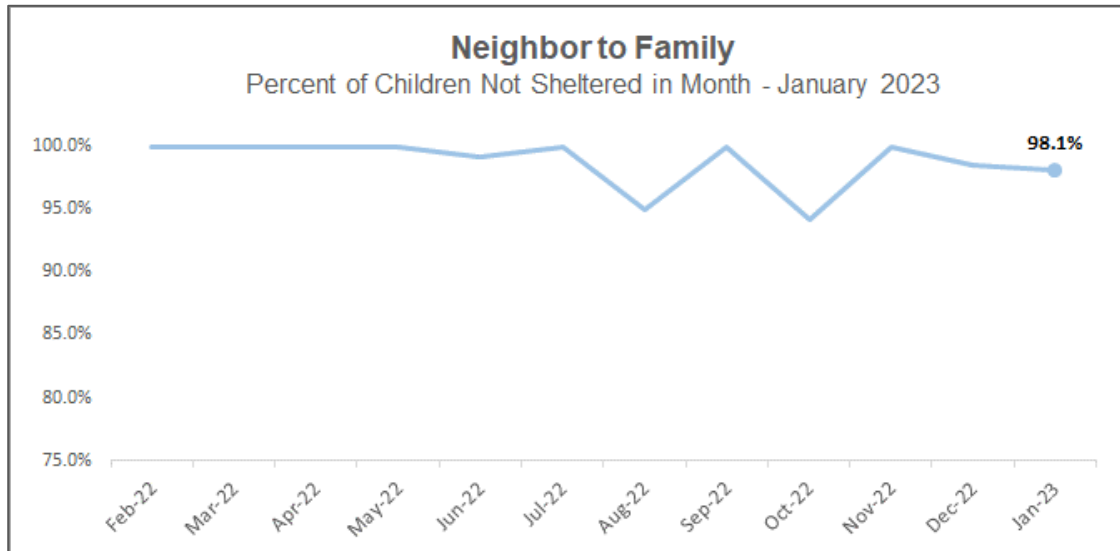
Neighbor to Family – Weekly & Monthly Census

22-23 Fiscal Year to Month - Percentage of Children Not Sheltered: **96.0%**

"Allowing staff to come into homes and get to know parents personally without judgement."

- NTF Parent Satisfaction Survey– Q: What we are doing well?

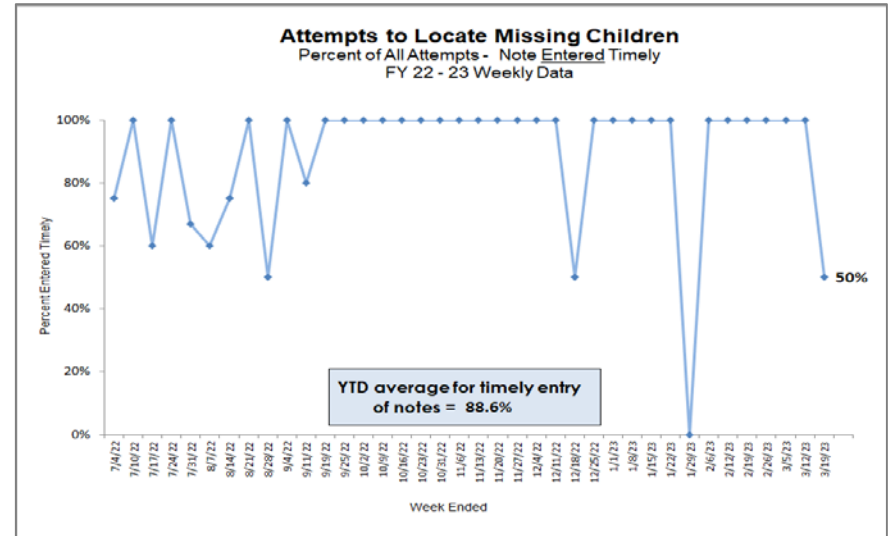
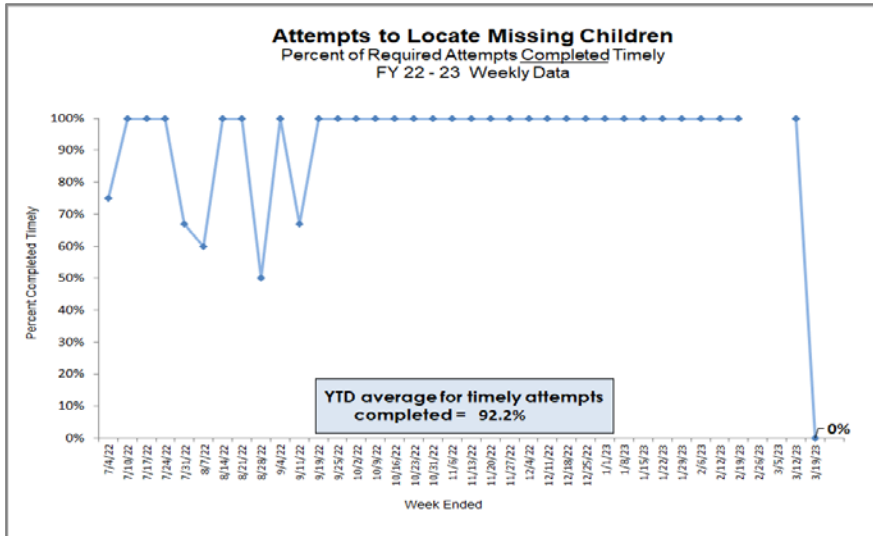
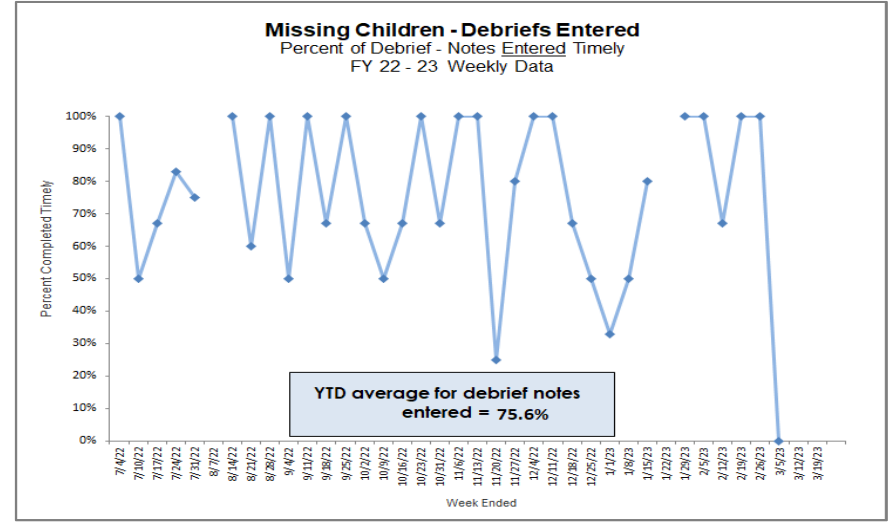
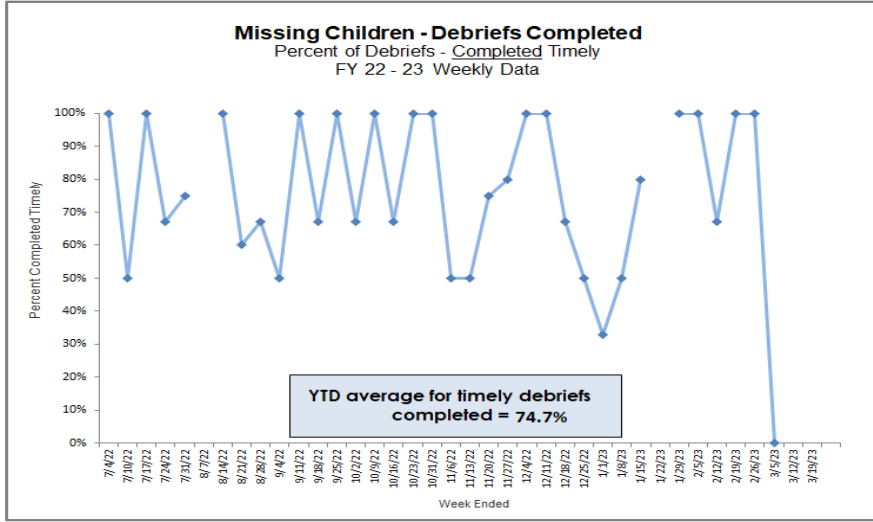
Neighbor To Family - Weekly Census Numbers		
Weekly Data 03/14/23 through 03/20/23		
Referral Type	Number of Families	Number of Children
CPI - Safety Management	2	6
CPI - Family Support	18	43
Specialized - Family Support	4	9
Prevention - Comm. Referral	32	78
Special Conditions Report	10	20
Nurturing Parenting	11	17
NTF - Total Services	77	173



Missing Children

HFC – DCF Circuit 10 Missing Youth Data as of Reporting Date

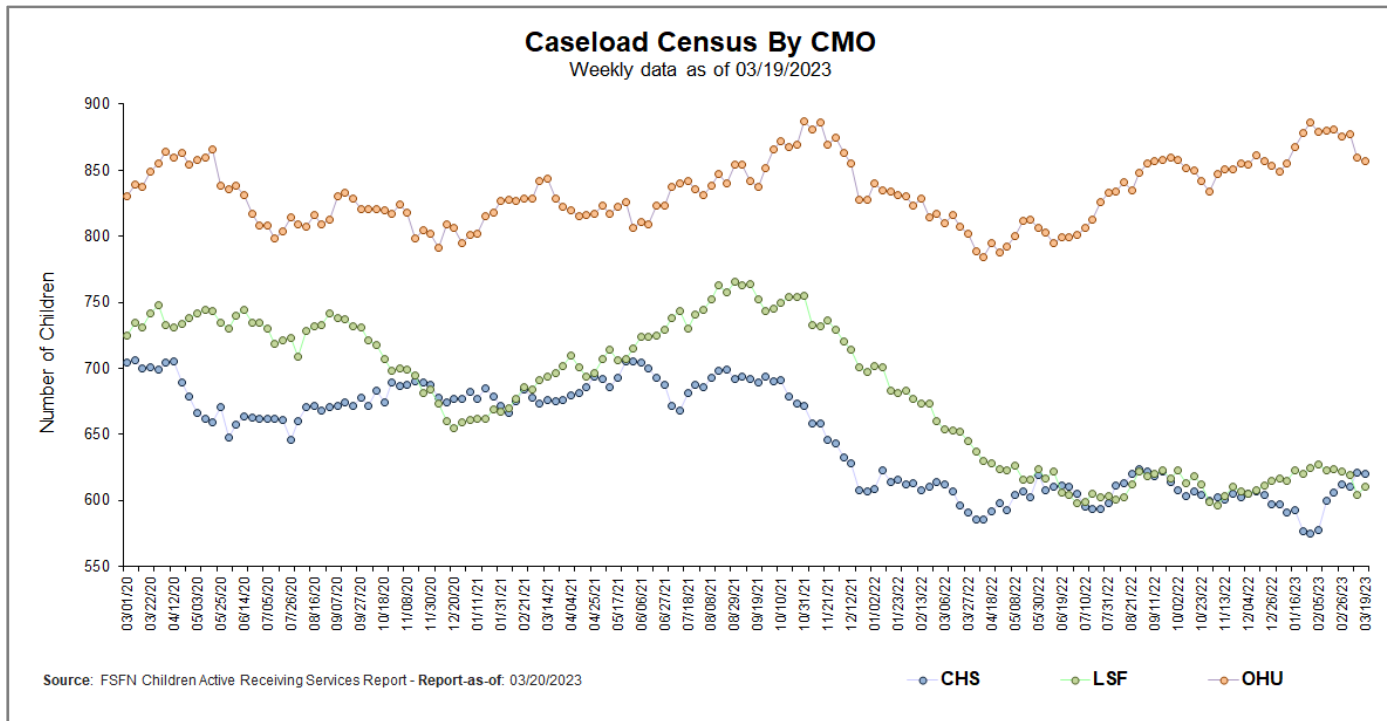
Weekly Data - Week ending 03/19/2023					
	Current Missing	Late Reports	Late ATL	Recoveries	Late Debriefs
CHS	0	0	0	0	0
LSF	1	0	0	0	0
OHU	1	0	1	0	0
CPI	0	0	0	0	0
Total	2	0	1	0	0



Caseload Census Information

CBC Services Weekly Caseloads By CMO

Number of Children by CMO Last 6 Reporting Periods						
Agency	2/12/2023	2/19/2023	2/26/2023	3/5/2023	3/12/2023	3/19/2023
CHS	600	606	612	610	621	620
LSF	623	624	621	619	604	610
OHU	880	881	874	877	860	857
HFC Total	2103	2111	2107	2106	2085	2087



Caseload Census by Case Manager and Organization

Data as of 03/19/23

Caseload of 1 - 5 Children		
CMO	Case Workers	#
OHU	Meinke, Danielle	2
CHS	Spencer-Whiting, Nicole	1
LSF	Forbes, Sabrina	1
CHS	Denmark, Sandi	1
LSF	Collins, Sara	1

Caseload of 6 - 15 Children		
CMO	Case Workers	#
OHU	Daniel, Peyton	15
LSF	Londono, Reina	14
CHS	Whiting, Kari	14
CHS	Telleria, Jelitza	13
OHU	Scholl, Joseph	11
OHU	Howe, Danielle	11
CHS	Williamson, Abigail	8
LSF	Pogu, Lydia	8
OHU	Metelus, Getro	8

Caseload of 16 - 24 Children		
CMO	Case Workers	#
LSF	Coleman, Tangela	24
OHU	Brutus, Marie	24
OHU	Mccoy, Ariana	24
OHU	Kohn, Ludessa	24
OHU	Mullis, Felicia	24
LSF	Renfro, Andrew	23
LSF	Cruz, Veronica	23
OHU	Wall, Tasha	23
LSF	Pamphile, Emmanuella	22
OHU	Claffey, Alexandra	22
LSF	Burciaga, Cristina	22
OHU	Ghant, Dante	22
LSF	Lynch, Rodina	22
OHU	Pizarro, Frances	21
LSF	Hettmansperger, Katelin	21
LSF	Wilkins, Shequanna	21
LSF	Bickel, Sherry	21
LSF	Evans, Mikayla	21
CHS	Dawes, Dominique	21
LSF	Bon-Fiol, Nikol	20
CHS	Forsman, Angela	20
CHS	Saimplice, Sherby	19
OHU	Mendez, Natalie	19
LSF	Escartin Vega, Kathia	19
OHU	ownfield-Salahuddi, Courtn	19
LSF	Williams, Carlise	19
LSF	Hiraldo Guzman, Mireliz	18
OHU	Ventura, Armando	18
OHU	Ryan, Shay	18
OHU	Thompson, Wyshana	18
LSF	Brown, Ciara	17
LSF	Ramnaugh, Shan	16
LSF	Ellis, Darren	16

Caseload of 25 - 29 Children		
CMO	Case Workers	#
OHU	Bello, Bianca	28
LSF	Louis, Rachele	28
CHS	Alves, Jordan	27
CHS	White, Melinda	27
CHS	Taylor, Victoria	27
LSF	Lott, Carla	27
OHU	Nizamoff, Tori	27
LSF	Pierce, Pamela	27
OHU	Willix, Amensha	26
OHU	Weathersby, Donald	26
CHS	House, David	26
LSF	Morris, Alundrea	26
OHU	Southall, Akeva	26
LSF	Willingham, Jadashia	25
OHU	Cleveland, Tammy	25
LSF	McNulty, Andriea	25
LSF	Davis, Katelyn	25
OHU	Nettles, Markisha	25
OHU	Dedrick, Dawn	25

Transition Age Youth - Young Adults		
CMO	Case Workers	#
CHS	Nieves, Carlos	29
LSF	Peralta, Joshua	23
OHU	Vazquez, Roger	13
OHU	Sandbrook, Mary	6
LSF	Jones, Dane	2

FTC Facilitators Carrying Cases		
CMO	Case Workers	#
CHS	Cruz, Cheyleen	9
CHS	Mills, Clyatt	8

Caseload of 30+ Children		
CMO	Case Workers	#
OHU	Colon, Lisette	55
OHU*	Bailon, Margarita	49
OHU*	Villegas, Anna	43
CHS	Hiers, Katherine	43
OHU*	Washington, Woodrica	42
OHU*	Smith, Lorie	41
CHS	Sisk, Sarah	39
OHU*	Simmons, Shannon	39
OHU*	Fuentes, Norma	39
CHS	Bain, Claire	39
CHS	Mcphail, Allissa	34
LSF	Nail, Demetria	33
CHS	Fort, Angela	32
CHS	Campbell, Elaine	31
CHS	Luebke, Nicole	31
CHS	Harris, Tequila	31

Unit Supervisors Carrying Cases		
CMO	Case Workers	#
CHS	Luskey, Taylor	35
CHS	Humber, John	31
OHU	Gonzalez, Jesus	6
CHS	Cortes, Jennifer	6
CHS	Mccalebb, Phalan	4
CHS	Alexander, Bethany	2
OHU	Shackleford, India	2
OHU	Willis, Markeisha	1
OHU	Garza, Krystal	1
CHS	Butler, Havenia	1

*These OHU case managers contain caseloads that are over 60% OCS cases. On average an OCS case compares to 1.54 regular cases (i.e., 20 OCS cases approx. equals 13 regular cases).

All CHS case managers are supported by Case-Aim support. On average a Case-Aim supported case compares to 1.33 regular cases (i.e., 20 cases with Case-Aim approx. equals 15 cases without Case-Aim support).



Caseload Census Information

Case Manager Caseload Breakdown by Agency – Data as of 03/19/23

Count of Case Managers Within a Caseload Range							
CMO	1-5 Children in Caseload	6-15 Children in Caseload	16-24 Children in Caseload	25-29 Children in Caseload	30+ Children in Caseload	Total Case Managers*	Avg # of Children per CM
CHS	2	3	3	5	8	21	29.5
LSF	3	2	18	7	1	31	19.7
OHU	1	5	13	8	7	34	25.2
# of CMs	6	10	34	20	16	86	24.3

Percent of Case Managers That Are at or Under the National Caseload Standard of 15			
CMO	# Case Managers	# with Caseload at 15 or lower	Percent at 15 or lower
CHS	21	5	23.8%
LSF	31	5	16.1%
OHU	34	6	17.6%
HFC	86	16	18.6%

* Data Excludes Unit Supervisors, FTC Facilitators & Resigned CMs Count

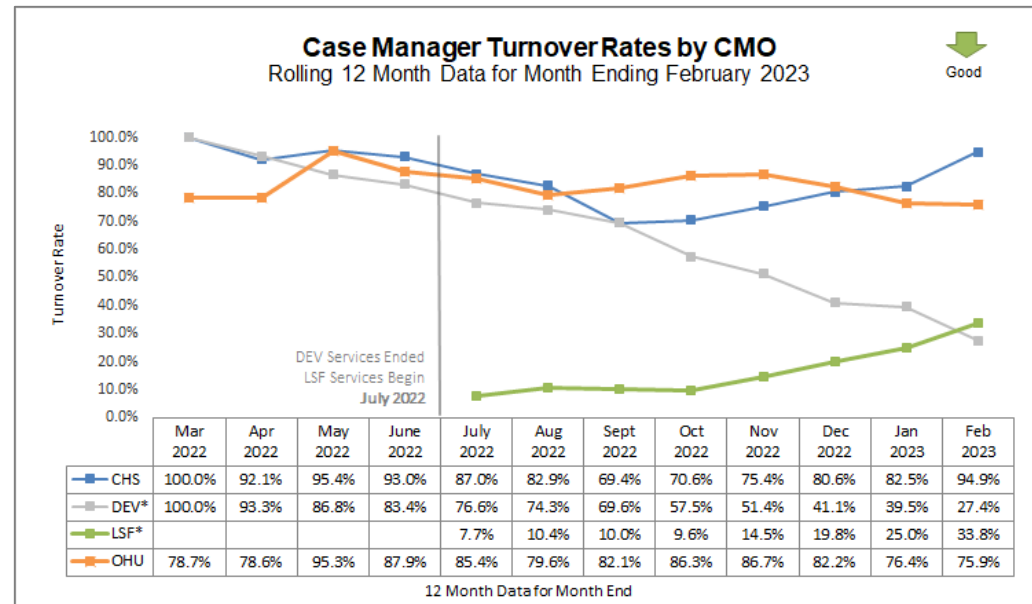
Case Management Organization Turnover

12 Month Case Manager Turnover Rates by Agency

Employee Turnover Rates By CMO 12 Month Data for Month Ended February 2023		
CMO	Case Manager	Case Manager Supervisor
CHS	94.9%	40.0%
DEV*	27.4%	11.1%
LSF*	33.8%	27.3%
OHU	75.9%	85.7%

7/2/22 - Transition from Devereux to Lutheran Services Florida; the 12-months required for a "Rolling Year Total" has been split between agencies:

- DEV: Mar-22 to Jun-22 (4 months)
- LSF: Jul-22 to Feb-23 (8 months)



Healthcare Information

Data Entered Into FSFN for Children in Out-of-Home Care

Health Information in FSFN for Children in OHC as of 03/19/23						
Agency	# of Children in OHC	% With a Medical Record in FSFN	% With Medical Service in last 12 Months	% With Dental Service in Last 7 months	% with Immunizations Up to Date	Overall Performance
CHS	430	100.0%	97.4%	94.5%	97.0%	96.3%
LSF	452	100.0%	97.6%	95.0%	98.9%	97.2%
OHU	414	100.0%	98.6%	95.1%	97.8%	97.2%
HFC	1296	100.0%	97.8%	94.9%	97.9%	96.9%

Source: FSFN report "Healthcare Service Information for Children in Out-of-home Care Daily Listing - OCWDRU"




Health Information in FSFN as of 03/19/23				
Agency	# of Missing Medical Records	# of Medical Appointments Needing Update	# of Dental Appointments Needing Update	# of Immunization Needing Update
CHS	0	11	15	13
LSF	0	11	14	5
OHU	0	6	14	9
Total	0	28	43	27



Source: "Healthcare Service Information for OHC - Daily Listing - OCWDRU"

Scorecard Measures 9 & 10 - Children Receiving Healthcare Services

SM 9 - Percent of children in out-of-home care who have received medical services in the last 12 months – Target = 95.0%

SM 10 - Percent of children in out-of-home care who have received dental services in the last 7 months – Target = 95.0%

Scorecard Measure #9 - 03/31/2023 (snapshot) Children Receiving Medical Services Within Last 12 Mths FY 22-23 - 3rd Qtr as of 03/19/23			
Agency	Appointment within last 12 mths	Total Children out-of-home care	Percent Medical Services Received
CHS	419	430	97.4% 
LSF	440	452	97.3% 
OHU	408	414	98.6% 
Total	1267	1296	97.8%

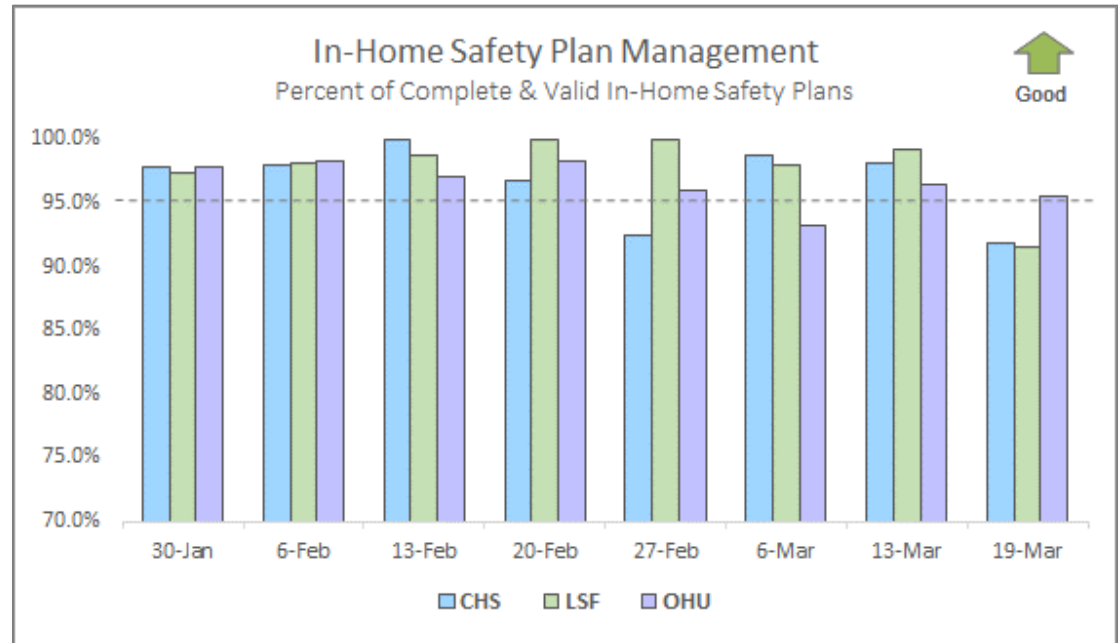
Scorecard Measure #10 - 03/31/23 (snapshot) Children Receiving Dental Services Within Last 7 Mths FY 22-23 - 3rd Qtr as of 03/19/23			
Agency	Appointment within last 7 mths	Total Children out-of-home care	Percent Dental Services Received
CHS	256	271	94.4%
LSF	266	280	95.0% 
OHU	271	285	95.1% 
Total	793	836	94.9%



In-Home Safety Plan Management

Percent of Completed In-Home Safety Plans under 180 Effective Days – Target: **95.0%**

In-Home Safety Plan Management				
Percent of <u>Completed</u> In-Home Safety Plans under 180 <u>Effective</u> Days				
Agency	No -or- Expired Safety Plans	Complete & Valid Safety Plans	Total Required Safety Plans	Percentage Complete
CHS	13	147	160	91.9%
LSF	11	119	130	91.5%
OHU	6	126	132	95.5% ★
HFC Total*	30	395	425	92.94%




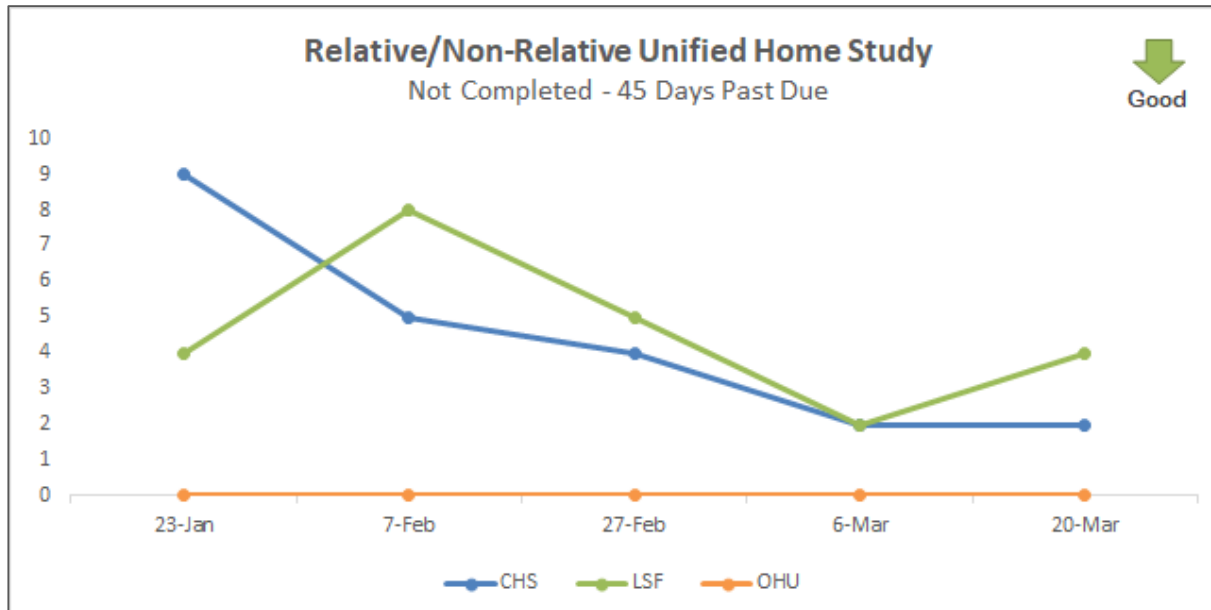
Source: FSN Report "Case Management Safety Management Listing", Report-as-of: 03/20/23



Unified Home Studies – Approval Status

Cases with a Pending or No UHS – 45+ Days Past Due; **Data-as-of:** 03/21/22

Relative / Non-Relative Unified Home Study Approval Status			
45 Days since Case Transfer - Past Due			
Agency	# of UHS	Status - Pending	Status - No UHS
CHS	2	0	2
LSF	4	3	1
OHU	0 		
Total	6	3	3



Data Exceptions: Placements

Placement Exceptions by Number of Weeks on List
Data-as-of: 03/19/23




Agency	Greater than 2 weeks	1 - 2 weeks	Less than 1 week	Grand Total
CHS				0
LSF				0
OHU				0
CPI	5	5	12	22
NTF				0
SCARF				0
Total	5	5	12	22

Placement Exceptions Totaled By Agency
Last 6 Reporting Periods

Agency	2/12/2023	2/19/2023	2/26/2023	3/3/2023	3/12/2023	3/19/2023
CHS	4	5	3	0	0	0
LSF	0	1	0	0	0	0
OHU	3	2	3	0	0	0
CPI	34	16	22	26	25	22
NTF	0	1	0	0	0	0
SCARF	0	0	0	0	0	0
Total	41	25	28	26	26	22

Child Placement Agreement – Current Errors

Child Placement Agreement Errors
Data as of 03/19/2023

Agency	New CPA Needed	Need to Upload Signed Agreement	Need Supervisor Approval	Need to Close CPA	Total
CHS					0 
LSF					0 
OHU					0 
Total	0	0	0	0	0



AWARENESS FOR APRIL

Child Abuse Prevention Month

3/31 – Wear Blue Day for Child Abuse Prevention Month
4/7 – Webinar: Building the Foundation: Critical Conversations About Child Abuse Prevention
4/11 – Pinwheels in the Park
4/14 – Webinar: Empowering Emotional Growth
4/21 – Webinar: Supporting Diverse Families

Learn more: heartlandforchildren.org/pinwheels

HEALTH RESOURCES

For more COVID information specific to Florida, go to floridahealthcovid19.gov

Call Center is available 24/7
(866) 779-6121 or email
COVID-19@flhealth.gov.

For more vaccine information go to
<https://floridahealthcovid19.gov/covid-19-vaccines-in-florida/>

SAFETY RESOURCES

Internet Safety and Tips

- SmartSocial.com - Digital Citizenship programs
- Information, Advice and Support to Keep Children Safe Online (internetmatters.org)
- NetSmartz Home (missingkids.org)

Safe Sleep

https://www.ounce.org/safe_sleep.htm

Swim Safety Tips
mcusercontent.com

COMMUNITY RESOURCES

United Way's 211

Call 211 or visit 211.org

Getting free confidential help for needs such as food, housing, employment, utilities, mental health and much more is just a text, call, or click away.

ECHO Ministries

Help provide tangible needs to children in foster, adoptive, relative and non-relative care.

To Donate: ECHO Distribution Center every Wednesday between 9am to noon at 3625 Century Blvd Unit 1A, Lakeland, FL.

ECHO Ministries Florida- Foster Care Ministry- Central FL & Beyond

Find Help (Previously Aunt Bertha)

<https://www.findhelp.org/>

Find local resources for food, health, housing, employment programs & other community resources in seconds.

HOPE FLORIDA – A PATHWAY TO PROSPERITY

A Pathway to Prosperity - Florida Department of Children and Families
(myflfamilies.com)

Services offered by Hope Navigators:

- Identifying goals and barriers
- Referrals to local, community-based partners
- One-on-one support to develop a plan to achieve economic-self sufficiency

Call 850-300-HOPE

Circuit 10 Children's Mental & Behavioral Health Resources

<https://sites.google.com/view/floridac10mhbbresources/home>

On this site you will find:

- o Heartland for Children's Parent Portal
- o MyFloridaMyFamily Community Services
- o Florida Mobile Response Team- 24/7 Crisis Assistance
- o Florida Statewide Medicaid Managed Care
- o Florida Association of Christian Child Caring Agencies
- o Florida Network Short-term Residential Programs
- o Center for Autism Related Disabilities (CARD)
- o National Alliance on Mental Illness
- o Post Adoption Support
- o Zebra Coalition
- o Central FL Behavioral Health Network
- o Hope Florida – A Pathway to Prosperity

Food Distribution Schedule

Polk, Highlands and Hardee Counties
Food Distribution Sites

<https://uwcf.org/initiatives/endhunger/schedule/>

Healthy Families Florida

Family support and coaching program that helps parents provide the safe and stable environments children need for healthy growth and development.

Healthy Families Florida - Find a Local Project
(healthyfamiliesfla.org)

Domestic Violence Services

Peace River Center's Domestic Violence Program provides free, confidential services for individuals affected by domestic violence, sexual assault and human trafficking crimes, their family members and friends in Polk, Hardee and Highlands counties.

24-Hour Domestic Violence Crisis Lines
Hardee/Highlands 863.386.1167
Polk 863.413.2700

Victim Services Office Line 863.413.2708
Victim Services Office – Polk County 1866
South Crystal Lake Drive, Lakeland, FL
33801

Victim Services Office – Hardee/Highlands Counties
1570 Lakeview Drive, Sebring, FL 33870

FREE TAX PREP

January 23- April 14, 2023
Multiple Locations in Polk County

For More Info – MulberryCSC.org
or call 863-425-1523

HFC EVENTS

HFC's "Let's Talk About it" Podcast where we provide education and resources for family matters in Polk, Highlands and Hardee Counties
Apple Podcasts / Anchor / Spotify / YouTube

Pinwheels in the Park

Join HFC & the Lakeland Flying Tigers in recognizing April as Child Abuse Prevention Month! Come for an evening of fun and support child abuse prevention efforts in Circuit 10.

Tuesday, April 11th, 2023 at 6:30PM
Joker Marchant Stadium in Lakeland
Get Your Tickets



POLK COUNTY

FREE Prom Dresses & Suits w/ Project Prom

April 1st and April 15th from 11AM-4PM
Lakeland Square Mall
(Enter through Dillard's entrance)
Call 863-802-0777

FREE Prom Dresses w/ Operation Prom

April 15th from 10AM-4PM
3635 Ave G NW Winter Haven, FL 33880
Call 321-304-0472

Peer Recovery Center

Center for Behavioral Health Annex
1501 1st Street South
Winter Haven, FL 33880
Open Monday through Friday
9:00am – 3:00pm

The center is a place for adults with a mental health diagnosis to receive education, support, resources and socialization.

Contact: (863) 293-1121 ext. 205789 for more info

Florida Children Museum

400 Bonnet Springs Blvd.
Lakeland, FL 33815
Contact: (863) 687-3869
<https://explorefcm.org>

Carol Jenkin Barnett United Way Resource Center - Ages 0-5

Offers weekly classes for children from infants through age 5 where parents and children will learn and socialize as they participate in fun, stimulating, developmental activities. These classes are FREE and a great opportunity to meet other moms and caregivers.

-Breast Feeding Support Group
-Autism/ASD Support Group
400 Bonnet Springs Blvd.
Lakeland, FL 33815

[Children's Resource Center - United Way of Central Florida \(uwcf.org\)](http://uwcf.org)

Polk County Clerk of the Court's

Operation Green Light
A Driver's License Reinstatement Day's Event
(Collection fees will be waived for one day only)
Saturday, March 11th 9am-1pm

Customers can pay by phone, 863-534-4446, or in-person at the Polk County Courthouse, 255 N. Broadway Ave., Bartow, FL 33830.

HIGHLANDS COUNTY

Champion for Children

Provides child abuse and neglect prevention programs and early-intervention services to children and families in Highlands County.

Contact for more info about the documentary **RESILIENCE: The Biology of Stress and the Science of Hope** which talks about the connection between trauma and health.

Office: (863) 382-2905

<https://www.championforchildren.org/>

Children's Museum of the Highlands

Hands on Learning for Ages 1-12
Cost: \$8/per person (ages 1+) for all day play.
219 N Ridgewood Dr.
Sebring, Florida
(863) 451-5385
(contact museum for updated hours)

Preservers of Life

Highlands County Community Nursing Organization
This organization provides prevention healthcare and helps businesses and individuals integrate holistic health and wellness practices.

Kasey Pacheco, Community Nurse Collaborator
Kasey@preserversoflife.com
(863) 420-5255

HARDEE COUNTY

Hardee Help Center

A Christ-centered community service organization bringing hope & healing to Hardee County families in difficult seasons of life.

713 E Bay Street Wauchula, FL 33873
info@hardeehelpcenter.com
Tel: 863-773-0034

Visit Hardee

Website for upcoming events, community Updates and resources
[Events — VISIT HARDEE](#)

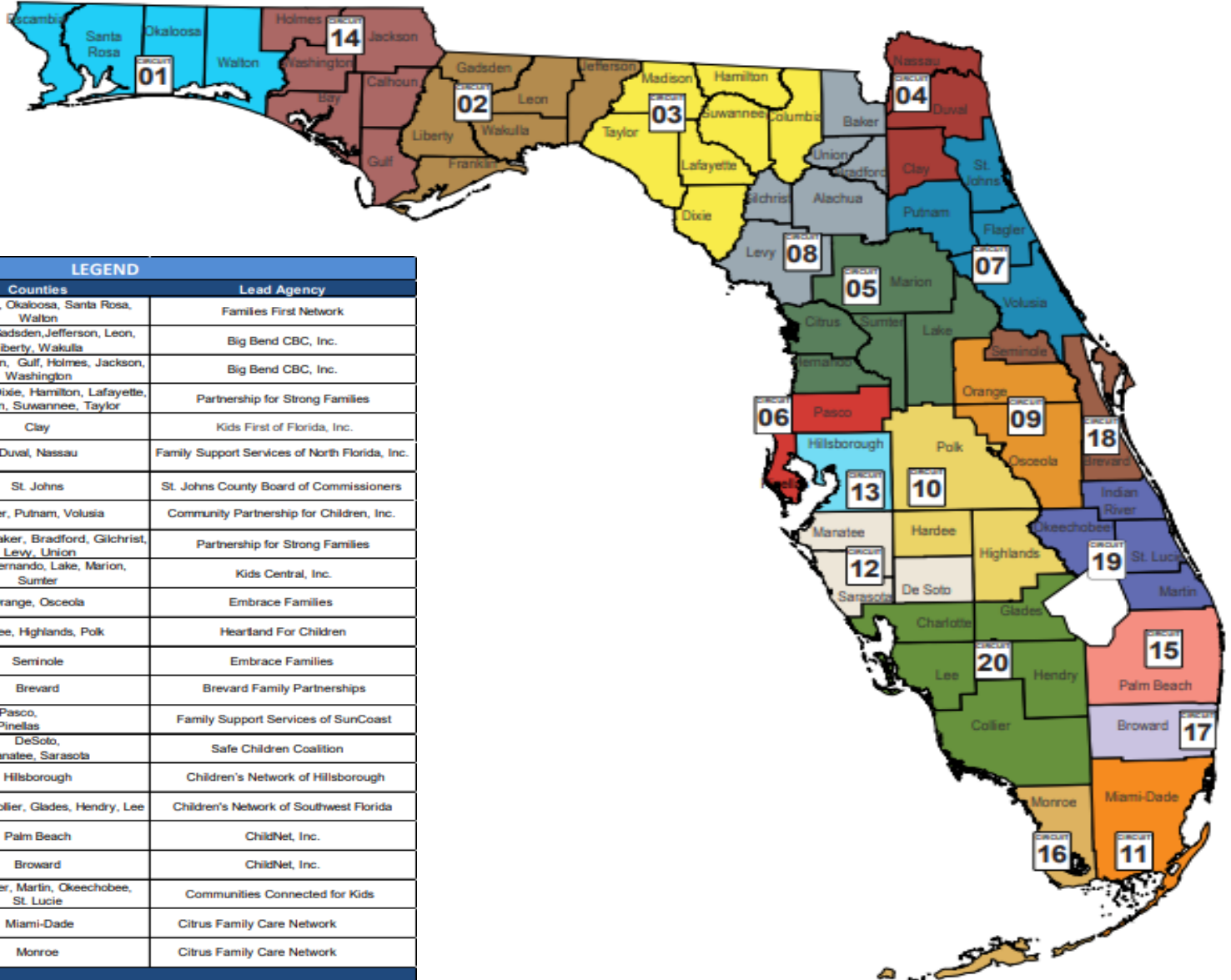


SCAN ME



For additional resources and county events, check out our most recent Parent's Corner Newsletter.

Community Based Care Lead Agency Map



LEGEND			
Circuit	Region	Counties	Lead Agency
1	Northwest	Escambia, Okaloosa, Santa Rosa, Walton	Families First Network
2		Franklin, Gadsden, Jefferson, Leon, Liberty, Wakulla	Big Bend CBC, Inc.
14		Bay, Calhoun, Gulf, Holmes, Jackson, Washington	Big Bend CBC, Inc.
3	Northeast	Columbia, Dixie, Hamilton, Lafayette, Madison, Suwannee, Taylor	Partnership for Strong Families
4		Clay	Kids First of Florida, Inc.
4		Duval, Nassau	Family Support Services of North Florida, Inc.
7		St. Johns	St. Johns County Board of Commissioners
7	Central	Flagler, Putnam, Volusia	Community Partnership for Children, Inc.
8		Alachua, Baker, Bradford, Gilchrist, Levy, Union	Partnership for Strong Families
5	SunCoast	Citrus, Hernando, Lake, Marion, Sumter	Kids Central, Inc.
9		Orange, Osceola	Embrace Families
10		Hardee, Highlands, Polk	Hearthand For Children
18	Southeast	Seminole	Embrace Families
18		Brevard	Brevard Family Partnerships
6	Southern	Pasco, Pinellas	Family Support Services of SunCoast
12		DeSoto, Manatee, Sarasota	Safe Children Coalition
13		Hillsborough	Children's Network of Hillsborough
20		Charlotte, Collier, Glades, Hendry, Lee	Children's Network of Southwest Florida
15	Southern	Palm Beach	ChildNet, Inc.
17		Broward	ChildNet, Inc.
19	Southern	Indian River, Martin, Okeechobee, St. Lucie	Communities Connected for Kids
11		Miami-Dade	Citrus Family Care Network
16	Southern	Monroe	Citrus Family Care Network